

Interlocking Panel

Ultramodern aesthetic

Elegant express lines

Low maintenance and enduring

Ideal for cladding wall applications

Naturally ventilated air gap

Diverse selection of materials, finishes textures and colours

Compliant with stringent fire rating standards



**metroll
architectural
collection**

INTERLOCKING PANEL

MAC Interlocking Panel cladding system is a concealed fix profile ideal for contemporary architectural facades.

Perfect for residential and commercial applications, this profile is recognised by its shadow-line express joint.



“This profile is known for its modern aesthetic and elegant express lines”

Available in a range of pan widths and lengths of up to 8 metres, the MAC Interlocking Panel cladding system will suit your construction requirements.

The longitudinal express lines combined with vast finishing options, including Colorbond®, Copper, Redcor®, Aluminium, and Stainless Steel will create a truly unique style for your building project.



**metroll
architectural
collection**


Profile Details

The Interlocking Panel profile has an adjustable width flat panel with a shadow-line gap, a perfect option for building structures with complex designs.

MAC's Interlocking Panel profile comprises a raised pan of 25mm in height. Due to its profile shape the interlocking panel has a natural ventilated air gap behind and is suitable on most types of substrates.

Panels can be installed horizontally, vertically, or diagonally in order to create an ultramodern and streamlined aesthetic.

Panel width, as well as the express joints, can be customised to suit your project needs, giving flexibility when using on complex designs.



This also gives room for control to adjust to the existing space between windows and doorways, so that panel lines finish neatly along with the frames or shut lines.

The Interlocking Panel system works by using concealed fasteners to secure the panel to the sub-structure and then the insertion of an adjacent panel into the fixed panel.



This system creates a strong sealed weather-tight joint, suitable for wall cladding applications.



Materials Range

MAC Interlocking Panels are manufactured from a vast selection of materials and finishes to achieve a stunning outcome for your project.



Colorbond®

Colorbond® steel is a 100% Australian product that has been tested and developed to withstand the harsh and extreme Australian environment. MAC Interlocking Panels are available in the complete Colorbond® range which includes Contemporary; Classic; Ultra and Matt finishes to achieve your design vision.



Copper

Copper has an attractive and unique finish. It is very durable and low maintenance with natural resistance to salt water corrosion making it ideal for coastal as well as traditional building applications. It is also 100% recyclable.



Aluminium

Aluminium is an economical and corrosion resistant product which is malleable, lightweight and strong so it can be easily shaped to suit a range of different profiles. Aluminium is non-combustible and comes with excellent material warranty.

* Aluminium Material Warranty from 15 to 40 years depending on specification



metroll
architectural
collection

Take comfort in knowing that all materials sourced and used in MAC Interlocking Panels are non-combustible, fire tested, rated and certified.



Stainless Steel

Stainless Steel is one of the most common materials used in today's construction. Wall cladding may be used both on the interior and exterior of buildings creating a striking architectural effect. There are a lot of reasons why Stainless Steel is the top choice of architects.



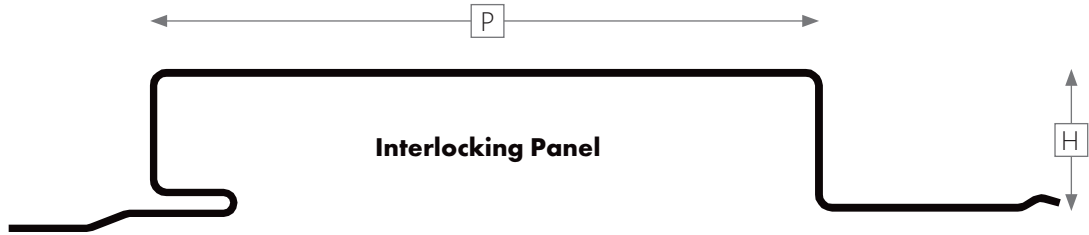

Redcor®

Redcor® is a steel alloy developed to eliminate the need for painting and forms a stable rust-like appearance.



Product Data Sheet

MAC Interlocking Panel Profile 25

PROFILE				
RIB HEIGHT (H)	25 mm			
MAXIMUM LENGTH	500 mm - 8000 mm [Restrictions may apply]			
PAN WIDTH (P)	180 mm – 580 mm			
EXPRESS WIDTH (E)	0, 5, 10, 15 or 20 mm			
STANDARD PANELS - COVER	200, 250, 300 mm			
PANEL TYPE				
PANEL TOLERANCE	Plus or minus 3 mm			
MATERIAL	Material Thickness	Weight m²	Material Warranty	Flammability
Colorbond® Range	0.55 mm	4.9 kg	15 years	Non-combustible
Aluminium	0.70 mm	2.23 kg	15-40 years	Non-combustible
Copper	0.7 mm	5.5 kg	30 years	Non-combustible
Redcor®	0.7 mm	7.2 kg	10 years	Non-combustible
Please contact Metroll for further information on material warranty specifications				
LAYING DIRECTION	Vertical, Horizontal & Diagonal			
SUB-STRUCTURE DETAILS	Wall Cladding	<ul style="list-style-type: none"> ▫ Interlocking Panel is suitable for wall cladding applications only. ▫ 15mm CD grade structural plywood AS/NZS 2269. ▫ Timber battens 90 x 45 mm/70 x 45 mm. ▫ Direct fix to 22 mm or 40 mm metal batten. ▫ Use recommended ProctorWrap commercial wall grade fully breathable/water proof membrane between Interlocking Panel and substrate to create separation barrier to avoid condensation. 		
SUPPORT SPACING	<ul style="list-style-type: none"> ▫ Support/fastened every 350 mm centres (Edge/Perimeter of area) ▫ Support/fastened every 600 mm centres (General area). ▫ Minimum of 25 mm fastener embedment in CD grade structural plywood. 			
FIXING METHOD	Fastener mechanical fix (Female tab)			
FASTENERS	Steel Batten: 10mm x 16mm Flat Head Class 3 / Timber Batten: 10mm x 25mm Flat Head Class 3			

Note:

- Dimensions are subject to manufacturing tolerances.
- Specifications are general and should be used as a guide only.
- Please check with local building codes for specification requirements.
- Installation of product is the sole responsibility of the specified site installer to ensure they meet Australian Building Code and site specific requirements.
- Individual material warranties warranted by supplier.




Installation Guide

Installation of the MAC Interlocking Panel cladding system requires skill and attention to detail.

The MAC Interlocking Panel cladding system allows the flexibility to custom design panels to suit the required application for a superior finish. This includes panel designs to satisfy both interior and exterior corners, windows, doors or unique designs to perfectly meet your specification.



- 1 External Corner
- 2 Internal Corner
- 3 Foot Mould Flashing
- 4 Header Flashing
- 5 Starter Panel
- 6 Window Flashing




1

External Corner

External corners are used for a clean finish rather than using flashing.

Double Female External Panel illustrated.



2

Internal Corner

Internal corners are required to create a clean finish and make watertight.

Double Female Internal Panel illustrated.



3

Foot Mould Flashing

Foot mould flashings are required at the bottom of the cladding panels to create a clean look.

Standard Foot Mould illustrated.



4

Header Flashing

Header flashings are used at the top of the cladding panels for a neat watertight finish.

Typical Custom Profile illustrated.





Interlocking Panel Installation Process



Interlocking Panel profile.



Female edge is fixed with screws prior to male edge locking in.



Finished Interlocking Panel express joint.

5 Starter Panel

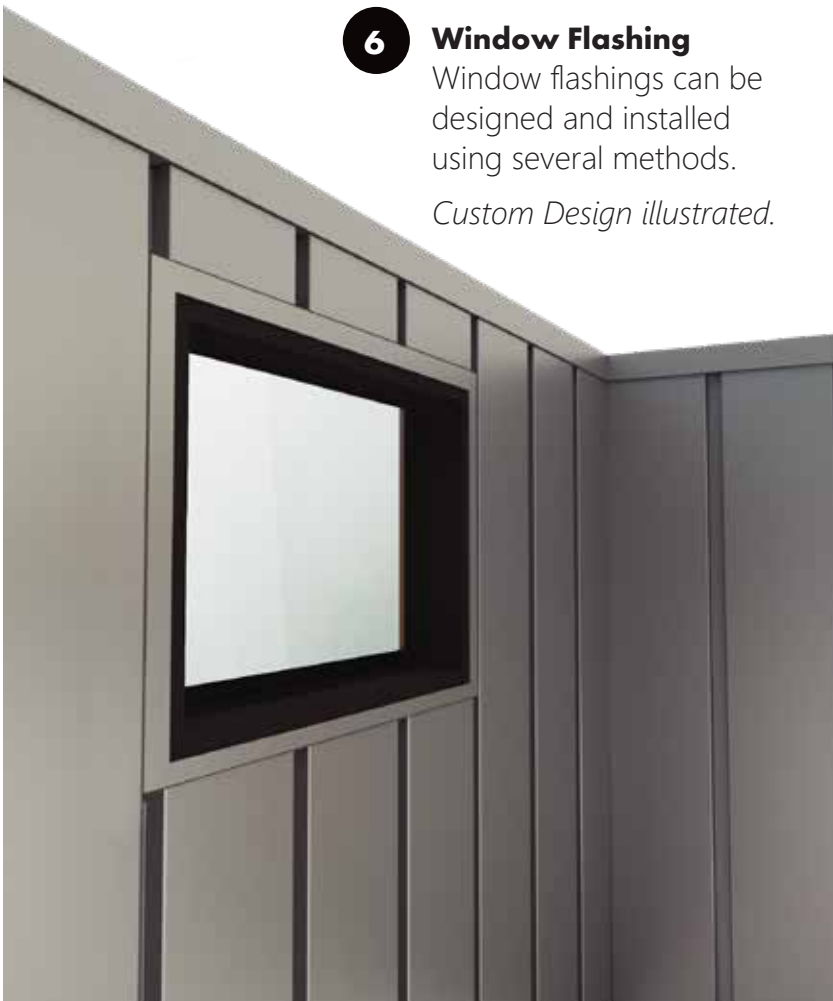
Starter panels are usually installed at the middle of a window. Adjacent panels are laid left and right for clean even spacing.

Double Female Starter Panel illustrated.

6 Window Flashing

Window flashings can be designed and installed using several methods.

Custom Design illustrated.



Frequently Asked Questions

Answers to some of the most frequently asked questions.
Please do not hesitate to contact us if you have further queries.

What is the difference between Interlocking Panel and the other rib profiles?

The MAC Interlocking Panel system is different from the other profiles as it rises, creating a ventilated open area behind the panel. The pan width and express joints can be adjusted as required. The flexibility of this system is hard to beat and has a superior facade look.

The Interlocking Panel is mechanically fixed with appropriate fasteners to the substrate and the adjoining panel is then inserted to express edge. Installation is quick and straightforward with no need for specialised tools. Standing Seam, Nail Strip and Snap Lock are recessed flat pan designs with variations of raised ribs and fixing methods.

Are special tools required to install the Interlocking Panel system?

No, there is no need for any specialised tools; only screw fixing is required.

How do I maintain my cladding (dependant on material)?

Usually clean water is sufficient with a soft bristle brush. For more stubborn stains, a mild detergent can be used. Never use solvent based cleaners. Maintaining your cladding every 6 months is recommended, more often in coastal and industrial areas.

Can I purchase flashings and accessories for MAC Interlocking Panel?

Yes, you can. Metroll custom make all flashings to a maximum length of 8 meters. We also manufacture cladding, roofing, rainwater goods, battens and stock a range of accessories.

What if I have a specific colour that is not part of the standard range?

We have the most popular colours in stock at all times. However, if you require a unique colour, Metroll provides custom colour finish services. Please contact Metroll to discuss further.

Does Metroll only supply or can they supply and install?

Metroll manufacture to order only. However, we do have a wide range of certified installers we can recommend.

Are MAC Interlocking Panels fire resistant?

Yes. MAC Interlocking Panels have been fire tested and they comply with the Australian Standard codes of practice.

Where can I view the cladding products and material range?

Visit us at:
70 - 72 Rundle Road, Salisbury South, SA 5106.
We are open from 7.30am to 5pm Monday to Friday.



metroll
architectural
collection

**Please contact us on 08 8282 3300
if you have any further questions.**

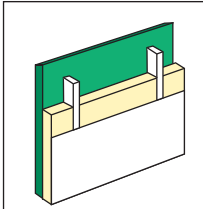


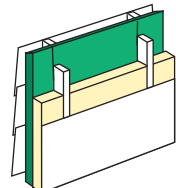
Accessories

A range of components is available required for the installation of the MAC Interlocking Panel cladding system.

ProctorWrap™

Enviroseal™ ProctorWrap™ CW/ HTR is a triple layer polyolefin non-woven textile wrap that is highly vapour permeable allowing moisture to escape from inside the building while also acting as a barrier preventing liquid entering from the outside. Wrapping in Enviroseal™ ProctorWrap™ CW/ HTR helps minimise the risk of condensation and mould growth while improving the energy efficiency of the building.

	Lightweight Clad (Direct Fix)	
	Insulation	
	R2.5	
	Summer	Winter
	R2.6	R2.6

	Lightweight Clad (Battened)	
	Insulation	
	R2.5	
	Summer	Winter
	R2.7	R2.7

PRODUCT	WIDTH	LENGTH	COVERAGE	WEIGHT*
Enviroseal™ ProctorWrap™ CW	1500 mm	50m	75m ²	7.9 kg
Enviroseal™ ProctorWrap™ HTR	1500 mm	50m	75m ²	18 kg

* Weight per roll

Bradford™
enviroseal™

Fasteners

Metroll stock a range of Bremick fasteners to assist with your cladding installation.


Supalow Head Screw
10 mm x 16 mm
10 mm x 25 mm



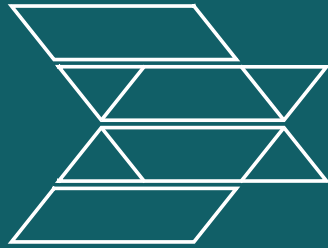

Battens

Battens are available in 22 mm and 40 mm heights manufactured from Truecore® High Tensile Steel. Standard lengths come in 6.1 metres.

Truecore®



metroll
architectural
collection



metroll architectural collection

Interlocking Panel
Nail Strip
Standing Seam
Snap Lock

ALSO AVAILABLE FROM METROLL:

Roofing & Cladding
Roofing Accessories
Rainwater Goods
Colorbond® Steel Fencing
Top Hats, Battens & Stud Frames
Insulated Panels
Purlins & Structural

MAC_IC_OCT20



METROLL ADELAIDE
70 - 72 Rundle Road
Salisbury South
SA 5106
Phone: 08 8283 3300