



Metroll®

BETTER SERVICE • BETTER BUILDING SOLUTIONS

DARWIN PRODUCT CATALOGUE

JUNE 2025



ROOFING
& WALLING

ROOFING
ACCESSORIES

RAINWATER
GOODS

COLORBOND®
FENCING

HOME
IMPROVEMENTS

BATTENS, TOP HATS
& STUD FRAMES

INSULATED
PANELS

SAFEBRIDGE®
PURLIN
SYSTEM

PURLINS &
STRUCTURAL



METROLL DARWIN

PHONE: 08 8935 9555

FAX: 08 8935 9599

EMAIL: sales@darwin.metroll.com.au

81 - 83 Marjorie Street, Pinelands, DARWIN, NT 0828

CONTENTS

	Manufacturing Lead Times	3
ROOFING, WALLING & ACCESSORIES	Roofing & Walling	4
	Walling	5
	MAC - Metroll Architectural Collection	6
	Roofing & Walling Fasteners	8
	Roofing Accessories	8
	Translucent Sheeting	12
	Polycarbonate & Fibreglass Fasteners	13
RAINWATER GOODS	Fascia & Gutters	14
	Downpipes & Accessories	24
	Ridges & Barges	25
	Custom Flashings	26
	Flashings	27
	Rain Heads & Sumps	31
BATTENS, TOP HATS & STUD FRAMING	Stud Framing	33
PURLINS & STRUCTURAL	Purlins & Girts	34
	Safebridge® Purlin System	35
	Bridging & Accessories	36
	Brackets & Plates	41
FENCING	COLORBOND® Fencing	42
HOME IMPROVEMENTS	Patio Sheeting & Accessories	44
	Patio Beams & Columns	45
	Carports	48
	Colour & Product Selection Tables	49
	Terms & Conditions of Sale	51
	Metroll Vehicle Loading Guide	52
	Metroll Delivery Map & Terms & Conditions	53

MANUFACTURING LEAD TIMES

Orders received after 3 pm will be processed on the following day. Pick-ups are possible next day for some items. Please confirm with Sales when order is placed. All lead times are indicative only and may change to varying or abnormal workloads. Excludes Saturdays, Sundays and Public Holidays.

PRODUCT		ORDER CLOSE		DELIVER	
ROOFING & WALLING	Corodek® & Corodek 0.60	3PM		48 HOURS	
	Trimclad®			48 HOURS	
	Mini Corodek®			3 - 5 DAYS	
	Metrib®/ Mini Panel			48 HOURS	
	Metlok 700®			48 HOURS	
	Metroclad®			48 HOURS	
	Metrospan®			3 - 5 DAYS	
RAINWATER GOODS	Fascia & Gutter	3PM		48 HOURS	
	Flashings			48 HOURS	
	Rain Heads & Sumps			48 HOURS	
	Jobbing			2 - 4 DAYS	
FENCING		3PM		5 DAYS	
PATIOS				10 DAYS	
BATTENS, TOP HATS 64 & 96				48 HOURS	
TOP HATS 120				72 HOURS	
PRODUCT		ORDER CUT-OFF	ROLLING DAY	ARRIVES AT LISMORE	
PURLINS	100 C/Z	12PM WEDNESDAY	MONDAY	TUESDAY	
	PROJECT LEAD TIME 2 weeks for Small & Medium 4 weeks Large	150 C/Z	12PM THURSDAY	TUES/WED	THURSDAY
		200 C/Z	12PM FRIDAY	WED/THUR	FRIDAY
PROJECT SIZE GUIDE Small: 5 to 15 tonnes Medium: 20 to 50 tonnes Large: 50 to >100 tonnes	250 C/Z	12PM TUESDAY	THUR/FRI	MONDAY	
	300 C/Z	12PM WEDNESDAY	FRI/MON	MON/TUES AS AGREED	
	350 & 400 C/Z	12PM WEDNESDAY	EVERY 2nd FRI/MON	MON/TUES AS AGREED	

PRODUCT COLOUR CODES

ROOFING, WALLING & FLASHING COLOURS

DOVER WHITE™	DW	WALLABY®	WA
SURFMIST®	SM	BASALT®	BA
EVENING HAZE®	EH	WOODLAND GREY®	WG
SOUTHERLY®	SO	MONUMENT®	MT
DUNE®	DU	NIGHT SKY®	NS
PAPERBARK®	PB	IRONSTONE®	IS
CLASSIC CREAM™	CC	DEEP OCEAN®	DO
SHALE GREY™	SH	COTTAGE GREEN®	CN
BLUEGUM®	BG	PALE EUCALYPT®	PE
WINDSPRAY®	WY	MANOR RED®	MD
GULLY®	GU	ZINC	ZA
JASPER®	JP	GALV	GA

FENCING COLOURS

SURFMIST®	SM	PALE EUCALYPT®	PE
EVENING HAZE®	EH	WILDERNESS®	WL
DOMAIN®	EH	WOLLEMI®	WM
PAPERBARK®	PB	WOODLAND GREY®	WG
DUNE®	DU	BASALT®	BA
RIVERSAND®	RS	IRONSTONE®	IS
SHALE GREY™	SH	MONUMENT®	MT
COTTAGE GREEN®	CN	WINDSPRAY®	WY
DEEP OCEAN®	DO	MANOR RED®	MD
JASPER®	JP		

MATT COLOURS

MONUMENT® MATT	MM	DUNE® MATT	MU
SHALE GREY™ MATT	MG	BASALT® MATT	MB
SURFMIST® MATT	MS		

ULTRA COLOURS

DOVER WHITE™	DW	WOODLAND GREY®	WG
SURFMIST®	SM	DEEP OCEAN®	DO
SHALE GREY™	SH	WINDSPRAY®	WY
DUNE®	DU	MONUMENT®	MT

TRANSLUCENT SHEETING

FIBREGLASS		POLYCARBONATE	
CLEAR	CL	BRONZE	BR
FOREST GREEN	FG	CLEAR	CL
HEXHAM BROWN	HB	DARK TINT	DT
LIGHT GREEN	LG	GREY	GR
OPAL	OP	OPAL	WN
PACIFIC BLUE	PB	SMOOTH CREAM	CC










ROOFING & WALLING




CB
UT
MT
ZA

COLORBOND®
COLORBOND® Ultra
COLORBOND® Matt
ZINCALUME®


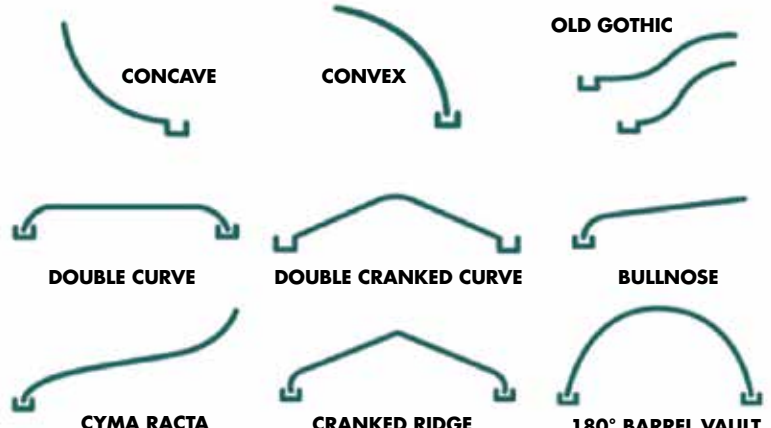
Min. Length: 500mm
Max. Length: Please enquire with Metroll

*USE MATERIAL/COLOUR CODES WHERE ## APPEARS

PRODUCT	PRODUCT CODE*	CB	UT	ZA	MT	
CORODEK®						Cover: 762mm Sheet Height: 16mm Min. Pitch: 5° Screws per m²: 7
Hi Tensile 0.42 BMT ALSO AVAILABLE: PERFORATED 11% ZINC & 11% SURFMIST®	42##CORODHTV	✓		✓	✓	 
	04##CORAKULV LIMITED COLOURS		✓			
Hi Tensile 0.48 BMT	48##CORODHTV	✓		✓		
	48##CORAKULV LIMITED COLOURS		✓			
Double Sided Gloss 0.42 BMT	42TWCORAKDSV	✓	White			
	42CCCORODHDV	✓	Cream			
0.42 BMT Galvanised BUY IN - 72 HOUR LEAD TIME	42GALVCORAKV					
TRIMCLAD®						Cover: 762mm Sheet Height: 29mm Min. Pitch: 2° Screws per m²: 6
Hi Tensile 0.35 BMT	35##TRIMCHTV	✓	✓	✓		 
Hi Tensile 0.42 BMT ALSO AVAILABLE: PERFORATED 11% ZINC & 11% SURFMIST®	42##TRIMCHTV	✓		✓	✓	
	42##TRIMCULV LIMITED COLOURS		✓			
Hi Tensile 0.48 BMT	48##TRIMCHTV	✓		✓		
	48##TRIMCULV LIMITED COLOURS		✓			
Double Sided Gloss 0.42 BMT	42TWTRIMCDSV	✓	White			
	42CCTRIMCDSV	✓	Cream			
0.42 BMT Galvanised BUY IN - 72 HOUR LEAD TIME	42GALVTRIMV					
METROSPAN®						Cover: 700mm Sheet Height: 24mm Min. Pitch: 2°
Hi Tensile 0.42 BMT ALSO AVAILABLE: PERFORATED 11% ZINC & 11% SURFMIST®	42##METROHTV	✓		✓	✓	 
	42##METROULV LIMITED COLOURS		✓			
Hi Tensile 0.48 BMT	48##METROHTV	✓		✓		
	48##METROULV LIMITED COLOURS		✓			
METLOK 700®						Cover: 700mm Sheet Height: 40mm Min. Pitch: 1°
Hi Tensile 0.42 BMT	42##METLK70V	✓		✓	✓	 
	42##METL70UV LIMITED COLOURS		✓			
Hi Tensile 0.48 BMT	48##METLK70V	✓		✓		
	48##METL70UV LIMITED COLOURS		✓			
METLOK 700® CLIPS & FASTENERS						
Metlok 700® VG4 Clip	METCLIP700VG4					
Metal Fastener	TEKH1230B3ZA					Tek HX 12-14 x 30 Bare Class 3 Non-painted Concealed Head
Timber Fastener	T17H1225B3ZA					Type 17 HX 12-11 x 25 Bare Class 3 Non-painted

PRODUCT	PRODUCT CODE*	CB	UT	ZA	MT	
MINI CORODEK® ALLOW 3 DAYS FROM ORDER FOR DELIVERY						Cover: 825mm Sheet Height: 6mm
Hi Tensile 0.42 BMT	42##MINICORV	✓		✓	✓	
	42##MINICOUV LIMITED COLOURS		✓			
Hi Tensile 0.48 BMT	48##MINICORV	✓		✓		
	48##MINICOUV LIMITED COLOURS		✓			
METTRIB® /MINI PANEL® ALLOW 3 DAYS FROM ORDER FOR DELIVERY						Cover: 850mm Sheet Height: 4mm
Hi Tensile 0.35 BMT CLASSIC CREAM™, PAPERBARK® & ZINC ONLY	35##MINIPANV	✓		✓		
Hi Tensile 0.42 BMT	42##MINIPANV	✓		✓	✓	
	42##MINIPANV LIMITED COLOURS		✓			
Hi Tensile 0.48 BMT	48##MINIPANV	✓		✓		
	48U##MINIPANV LIMITED COLOURS		✓			
METROCLAD®						Cover: 864mm Sheet Height: 11mm
Hi Tensile 0.35 BMT	35##MTRCLADV	✓		✓		
Hi Tensile 0.35 Double Sided	35##MTRCLDSV	✓				
Hi Tensile 0.42 BMT	42##MTRCLADV	✓		✓	✓	
	48##MTRCLAUV LIMITED COLOURS		✓			

CURVING & BULLNOSING

PRODUCT	PRODUCT CODE*	CB	ZA	
0.60 CORODEK® CURVING QUALITY				Cover: 755mm Sheet Height: 16mm Min. Pitch: 5°
0.60 BMT TEMPLATE MUST BE SUPPLIED WITH ALL JOBS	06COROXRW##V	✓	✓	
CURVING & BULLNOSING PER CURVE ALLOW 3 - 5 DAYS FROM ORDER FOR DELIVERY				
Up to 3m	CURVE0/3	✓		
3 - 4m	CURVE03/4	✓		
4 - 6m	CURVE04/6	✓		
6 - 8m	CURVE06/8	✓		
8 - 10m	CURVE08/10	✓		
10 - 12m	CURVE10/12	✓		
Over 12m	CURVE12+	✓		
Full Circle (Tanks)	CURVE360	✓		
Half Circle Sheet Length + Per Sheet Extra	CURVE 180	✓		

MAC - METROLL ARCHITECTURAL COLLECTION


CB = COLORBOND®
UT = COLORBOND® Ultra
MT = COLORBOND® Matt

RIB HEIGHT mm	STD COVER WIDTH** mm	MIN. PITCH°	**Typical standard cover width. Other cover widths available on request.
------------------	-------------------------	-------------	--

MAC NAIL STRIP

ROOFING & WALLING 0.55 BMT

25	195	3°
	293	
38	270	



FIXING SUB-STRUCTURE:

Battens (Steel/Timber) or Plywood. Use breathable, waterproof membrane between MAC Nail Strip and substrate.

MAC SNAP LOCK

ROOFING & WALLING 0.55 BMT

25	225	3°
	324	
38	285	



MAC SNAP LOCK CLIP

FIXING SUB-STRUCTURE:

Battens (Steel/Timber) or Plywood & Snap Lock Clip. Use breathable, waterproof membrane between MAC Snap Lock and substrate.

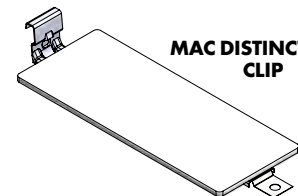
MAC DISTINCTION®

ROOFING & WALLING 0.60 BMT

42	322	1°
----	-----	----



MAC DISTINCTION®
PANEL



MAC DISTINCTION®
CLIP

FIXING SUB-STRUCTURE:

Battens (Steel/Timber) & MAC Distinction® Clip. Use breathable, waterproof membrane between MAC Distinction® and substrate.

MAC INTERLOCKING PANEL

WALLING ONLY 0.55 BMT

25	300
----	-----



FIXING SUB-STRUCTURE:

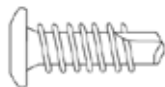


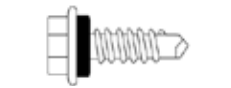
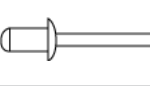



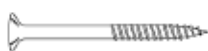



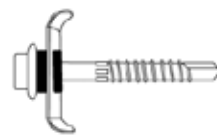



Battens (Steel/Timber). Use breathable, waterproof membrane between MAC Interlocking Panel and substrate.

MAC COLLECTION FASTENERS

PRODUCT	FIXING	FASTENER
MAC DISTINCTION® (Clip Fix)	TIMBER SUPPORTS (HARD OR SOFT)	#10 x 25mm Architectural Type 17 Screw, or M6 x 25mm Architectural Hex Head Self Drilling Screw
	STEEL SUPPORTS ≤1.9mm	#10 x 16mm Architectural Hex Head Self Drilling Screw, or M6 x 25mm Architectural Hex Head Self Drilling Screw
	STEEL SUPPORTS TO METAL BATTENS 0.55 - 1.0mm	M6 x 25mm Architectural Hex Head Self Drilling Screw
MAC SNAP LOCK (Clip Fix)	TIMBER SUPPORTS or 19mm STRUCTURAL PLYWOOD	2 x #10 x 16mm Wafer Head Screws per Clip, or 2 x M5.4 x 28mm Ultra Low Screws per Clip
	STEEL SUPPORTS ≤1.9mm	2 x M5.4 x 28mm Ultra Low Screws per Clip
	STEEL SUPPORTS TO METAL BATTENS 0.55 - 1.0mm	2 x #10 x 16mm Tri Fix Flat Top Screws per Clip
MAC NAIL STRIP	TIMBER SUPPORTS or 19mm STRUCTURAL PLYWOOD	#10 x 25mm Wafer Head Wood Screw, or M5.4 x 28mm Ultra Low Screw
	STEEL SUPPORTS ≤1.9mm	M5.4 x 28mm Ultra Low Screw
	STEEL SUPPORTS TO METAL BATTENS 0.55 - 1.0mm	#10 x 16mm Wafer Head Screw
MAC INTERLOCKING PANEL	TIMBER SUPPORTS or 19mm STRUCTURAL PLYWOOD	#10 x 25mm Hex Head or Wafer Head Type 17 Screw
	STEEL SUPPORTS TO METAL BATTENS 0.55 - 1.0mm	#10 x 16mm Hex Head or Wafer Head Self Drilling Screw

ROOFING & WALLING FASTENERS

*USE MATERIAL/COLOUR CODES WHERE ## APPEARS.

ITEM	DETAIL	SIZE	PRODUCT CODE*	
METAL FASTENERS FOR FIXING TO STEEL FROM 1.0mm				
Metal Tek Screws	Wafer Tek Zincalloy Class 4	10 - 16 x 16mm	TEKW1016-3##	
		10 - 16 x 22mm	TEKW1022-3##	
Climaseal 4 Finish Metal Tek Screws	Hex Tek Bare Climaseal Class 4	10 - 16 x 16mm	TEKH1016B4##	
		14 - 10 x 25mm	TEKH1425B4##	
		12 - 14 x 20mm	TEK1220B4##	
		12 - 14 x 30mm	TEKH1230B3ZA	
Climaseal 4 Finish 500 Series	Hex Tek Bare	12 - 24 x 38mm	TEKH1238B3##	
AutoTek Hex Hi-Grip	AutoTek Climaseal Class 4	M5.5 - 14 x 50mm	TEKAM550N4##	
		M5.5 - 14 x 39mm	TEKAM539N4##	
Tek Screw Hex Head Hi-Grip Tek	Hex Tek Seal Climaseal Class 4	10 - 16 x 16mm	TEKH1016N4##	
		12 - 14 x 20mm	TEKH1220N4##	
		14 - 10 x 25mm	TEKH1425N4##	
		12 - 10 x 42mm	TEKH1242N4##	
Aluminum Rivets		ABM6 4 - 1/3	RIVET-##	
METAL FASTENERS FOR FIXING TO TIMBER				
Batten Zip Timber Fasteners	Batten Zip Class 3	M5.5 - 11 x 40mm	BZM540B3ZA	
Hi-Grip Seal Type 17	Climaseal Class 4	12 - 11 x 50mm	T17H1250N4##	
		12 - 11 x 65mm	T17H1265N4##	
		14 - 10 x 50mm	T17H1450N4##	
		14 - 10 x 65mm	T17H1465N4##	
Bugle Batten Screw	Class 4	14 - 10 x 75mm	T17B14075-2ZY	
		14 - 10 x 100mm	T17B14100-2ZY	
Bugle Needle Point	Class 1	6 - 18 x 25mm	T17B625-2ZA	
RoofZips Hex Head Hi-Grip with Seal	Class 4	M6 - 11 x 25mm	RZHM625N4##	
		M6 - 11 x 50mm	RZHM650N4##	
		M6 - 11 x 65mm	RZHM665N4##	
	Class 5	M6 - 11 x 50mm	RZHM650N5##	
Hex Seal Type 17	Climaseal 4	10 - 12 x 25mm	T17H1025B4ZA	
		12 - 10 x 25mm	T17H1025N3##	
		12 - 11 x 25mm	T17H1225N4##	
		12 - 11 x 40mm	T17H1240B4ZA	
CYCLONIC FASTENERS				
RoofLok Climaseal 4	Hex Type 17	14 - 10 x 50	T17CYRL50##	
		14 - 10 x 65	T17CYRL65##	
		14 - 10 x 75	T17CYRL75##	
	Hex CycZips	14 - 12 x 55	RZCYRL50##	
FIBREGLASS FASTENERS				
Fibreglass Tek	Fibreglass to Steel	M6.5 - 14 x 65mm	M651465	
		M6.5 - 14 x 85mm	M651485	
PolyZips - Polycarb to timber & steel	>1.5mm	M6.5 - 14 x 50mm	M651450	
	<1.5mm	M6.5 - 14 x 65mm	M651465P	
Weatherlok Lapseal	Washers for use with Fibreglass	32mm	WLOCK-32	
Grey Dome Washer	Washers for use with Polycarb	26mm	GDOME-23	

Confirm fastener suitability prior to purchase and use.







ROOFING ACCESSORIES

Batts, Blankets & Wraps





ITEM	DESCRIPTION	PRODUCT CODE
Ecolife Insulation	R1.3 55mm Light Duty EcoTuff®	EWB5518
	STOCKED R1.3 55mm Light Duty EcoTuff®	SEWB5518
	R1.5 60mm Light Duty EcoTuff®	EWB6018
	R1.8 75mm Light Duty EcoTuff®	EWB7518
	R2.3 100mm Light Duty EcoTuff®	EWB10012
	R2.5 105mm Light Duty EcoTuff®	EWB10512
	R3.0 120mm Light Duty EcoTuff®	EWB12012
	R3.2 130mm Light Duty EcoTuff®	EWB13012
	R3.6 145mm Light Duty EcoTuff®	EWB14512
Bradford Insulation	R1.3 55mm Roll Size 1200mm x 15m (18m²) Plain Blanket	BBLANKET55
	R1.8 75mm Roll Size 1200mm x 10m (12m²) Plain Blanket	BBLANKET75
	R2.5 100mm Roll Size 1200mm x 15m (18m²) Plain Blanket	BBLANKET100
	R1.3 60mm Light Duty Foil Anticon 1200mm x 15m (18m²)	LWVAPA6018
	STOCKED R1.3 60mm Light Duty Foil Anticon 1200mm x 15m (18m²)	SLWVAPA6018
	R1.3 60mm Light Duty Anticon 1200mm x 20m (24m²)	LWVAPA6024
	R1.8 80mm Light Duty Anticon 1200mm x 15m (12m²)	LWVAPA8018
	R2.3 95mm Light Duty Anticon 1200mm x 10m (12m²)	LWVAPA95
	R1.3 60mm Med. Duty Anticon 1200mm x 15m (18m²)	MWVAPA6018
	R1.8 80mm Med. Duty Anticon 1200mm x 15m (18m²)	MWVAPA8018
	R2.3 95mm Med. Duty Anticon 1200mm x 10m (12m²)	MWVAPA95
	R1.3 50mm Heavy Duty Anticon 1200mm x 15m (18m²)	HWVAPA50
	R1.8 80mm Heavy Duty Anticon 1200mm x 10m (12m²)	HWVAPA75
	R2.3 95mm Heavy Duty Anticon 1200mm x 10m (12m²)	HWVAPA95
Fire Gasket Material	FireSeal Party Wall Batts 1200 x 168 x 100mm (6.0 l/m)	FIRESEAL
Building Wrap	STOCKED Enviroseal Metal Roof (Light) 1350mm x 60m (81m²)	LDROOFWRAP
	STOCKED Enviroseal Heavy Duty Metal Roof Wrap 1350mm x 60m (81m²)	HDROOFWRAP
	Enviroseal Wall Wrap (Light) 1350mm x 60m (81m²)	LDWALLWRAP
	Anti-Glare (Medium) 1350mm x 60m (81m²)	AGLARE733
	Anti-Glare (Heavy) 1350mm x 60m (81m²)	AGLARE753
	Thermoplast Decorative White 1350mm x 60m (72m²)	THERMASARK
MakeSafe Tarping & Accessories	White. 20m x 6m	WMST20
	Clear. 30 x 2m	CMST30
	MakeSafe Smart Washers x 1000	MSSW
	MakeSafe Cement Tile Clips x 250	MSCT
	MakeSafe Terracotta Tile Clips x 250	MSTT
	MakeSafe Muscle Tape - White, 30m	MSMT
	Tarp Grabbers x 20	MSTG

ROOFING ACCESSORIES

*USE MATERIAL/COLOUR CODES WHERE ## APPEARS




ITEM	DESCRIPTION	PRODUCT CODE*	
Foil Tacks	Box of 3000	TACK	
Tapes	Double Sided Tape Roll 24mm x 23m	DSIDETAPE24	
	Double Sided Tape Roll 48mm x 23m	DSIDETAPE48	
	493 Reinforced Foil Tape 48mm x 50m	FOILTAPE	
	Foil Tape 48mm x 50m Silver	FOILTAPES48	
	Foil Tape 72mm x 50m Silver	FOILTAPES72	
	Foil Tape 72mm x 50m White	FOILTAPESW72	
	Foil Tape 96mm x 50m Silver includes Squeegee	FOILTAPESW96	
	Foil Tape 96mm x 50m White (KOOL10)	DSIDETAPE72	
Spray Paint	COLORBOND® Colours. 200g Aerosol	SPRAY##	
Silicone	Tube Size 300g (Clear). Box of 20	SILICON	
	Tube Size 300g (Grey). Box of 20	SILICONG	
Roofing Wire	Roof Safety Mesh 300 x 150 x 2.0mm. 1.8m x 50m Roll	SAFETYWIRE	
	Roof Safety Mesh 300 x 150 x 2.0mm. 2.4m x 50m Roll	SAFETYWIRE2	
Eaves Filler Strip	Corodek® 915mm long	EAVFILLCORO	
	Corodek® BAL29 915mm long	EAVFILLCOR-BAL29	
	Corodek® BAL40 915mm long	EAVFILLCOR-BAL40	
	Trimclad® Bottom 915mm long	EAVFILLTRIMBOTT	
	Trimclad® Top 915mm long	EAVFILLTRIMTOP	
	Trimclad® Bottom BAL29 955mm long	EAVFILTRIBOT-B29	
	Trimclad® Top BAL29 955mm long	EAVFILTRIBOT-B29	
	Metrospan® Infill 700mm long	EAVEFILLMETS	
	Metlok 700® Bottom 700mm long	EAVFILLMET7BOT	
	Metlok 700® Top 700mm long	EAVFILLMET7TOP	
Turn Up/Down Tools	7 Piece Kit Contains: 4 Interchangeable Heads 2 x 550mm Handles 2 x 250mm Handles Attachment for Tray Decks Attachment for 5 Rib Sheets Storage Container	TURNUP/DOWN	
	1 Piece METLOK 700® Turn Up/Down tool	TURNUP/METLOK	
	1 Piece TRIMCLAD® Turn Up/Down tool	TURNUP/TRIM	
Box Gutter Adjustable Support Brackets	250 - 400mm ZINC Strap Length 295mm	BGBKT1	
	400 - 650mm ZINC Strap Length 295mm	BGBKT2	
	650 - 1000mm ZINC Strap Length 295mm	BGBKT3	
Box Gutter Support Board PROFILE: METROSPAN®	600 W x 6.5m L ZINC	BGBOARD/65	
Box Gutter Expansion Joint Strip	145mm, 5m Roll	BGEJ145	
	200mm, 5m Roll	BGEJ200	

ROOFING ACCESSORIES

ITEM	DESCRIPTION	BLACK	GREY	RED	PRODUCT CODE	
Decktites AVAILABLE IN BLACK, GREY & RED	5 - 35mm EPDM	✓			DTITE05-35NS	
	5 - 55mm EPDM		✓		DTITE05-55EG	
				✓	DTITE05-55ER	
		✓			DTITE05-55NS	
	50 - 120mm EPDM		✓		DTITE050-120EG	
				✓	DTITE050-120ER	
	5 - 127mm EPDM	✓			DTITE050-120NS	
	50 - 70mm EPDM		✓		DTITE050-70EG	
				✓	DTITE050-70ER	
		✓			DTITE050-70NS	
	110 - 175mm EPDM		✓		DTITE110-170EG	
				✓	DTITE050-170ER	
	75 - 175mm EPDM	✓			DTITE110-170NS	
	160 - 220mm EPDM		✓		DTITE160-220EG	
				✓	DTITE160-220ER	
		✓			DTITE160-220NS	
	160 - 300mm EPDM		✓		DTITE160-300EG	
				✓	DTITE160-300ER	
		✓			DTITE160-300NS	
	20 - 125mm Black Square Combo with Clips	✓			DTTE20-125SQ	
	290 - 400mm EPDM		✓		DTITE290-400EG	
				✓	DTITE290-400ER	
		✓			DTITE290-400NS	
Decktite Retro Fit Pipe AVAILABLE IN BLACK, GREY & RED	20 - 70mm EPDM		✓		RETFIT20-70G	
		✓			RETFIT20-70NS	
	50 - 190mm EPDM		✓		RETFIT50-190G	
				✓	RETFIT50-190R	
		✓			RETFIT50-190NS	
	85 - 255mm EPDM		✓		RETFIT85-255G	
				✓	RETFIT85-255R	
		✓			RETFIT85-255NS	
Fast Flash	280mm x 5m	✓			FFLASH5-280B	
Venta-Roof	18mm (Coro) 127 x 1500mm	ZINC			VAR18	
	30mm (5 Rib) 127 x 1500mm				VAR30	
	44mm Concealed Clip 127 x 1500mm				VAR44	

ROOFING ACCESSORIES

*USE MATERIAL/COLOUR CODES WHERE ## APPEARS

ITEM	DESCRIPTION	PRODUCT CODE*	ZA	CB	
Roof Vents COMMERCIAL VENTS AVAILABLE ON REQUEST	300mm Rotary Ventilator	ROOFVENT300##	✓	✓	
	STOCKED 300mm Rotary Ventilator	SROOFVENT300##	✓	✓	
Sparkguard 300	300mm protective mesh designed to fit into the throat of 300mm wind powered ventilators to prevent embers entering the internal roof space. Constructed from stainless steel.	SPARKGUARD300			
Closed Top Vent Ridge ALLOW 2 DAYS FROM ORDER FOR DELIVERY	150mm Throat ZINCALUME®	CTOPVR150ZAV	✓		
	150mm Throat COLORBOND®	CTOPVR150CBV		✓	
	200mm Throat ZINCALUME®	CTOPVR200ZAV	✓		
	200mm Throat COLORBOND®	CTOPVR200CBV		✓	
	300mm Throat ZINCALUME®	CTOPVR300ZAV	✓		
	300mm Throat COLORBOND®	CTOPVR300CBV		✓	
	450mm Throat ZINCALUME®	CTOPVR450ZAV	✓		
	450mm Throat COLORBOND®	CTOPVR450CBV		✓	
	600mm Throat ZINCALUME®	CTOPVR600ZAV	✓		
	600mm Throat COLORBOND®	CTOPVR600CBV		✓	
Closed Top Vent Ridge Stop Ends AVAILABLE WITH & WITHOUT MESH ALLOW 2 DAYS FROM ORDER FOR DELIVERY	150 - 250mm Loose. Each	CTOPVRSE1##	✓	✓	
	300 - 450mm Loose. Each	CTOPVRSE2##	✓	✓	
	600mm Loose. Each	CTOPVRSE3##	✓	✓	

TRANSLUCENT SHEETING

Polycarbonate



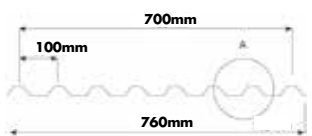
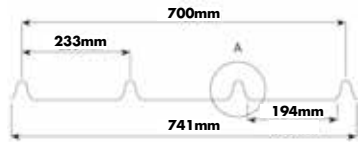
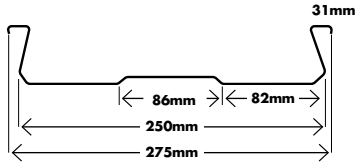
*USE MATERIAL/COLOUR CODES WHERE ## APPEARS

ITEM	LENGTH	OP OPAL	CL CLEAR	BR BRONZE	GR GREY	DT DARK TINT	CC SMOOTH CREAM	PRODUCT CODE*	CUT TO LENGTH
Roma MATCHES CORODEK®	1.8m	✓	✓	✓	✓	✓	✓	POLYROM##18	
	2.4m	✓	✓	✓	✓	✓	✓	POLYROM##24	
	2.7m	✓	✓	✓	✓	✓	✓	POLYROM##27	
	3.0m	✓	✓	✓	✓	✓	✓	POLYROM##30	
	3.6m	✓	✓	✓	✓	✓	✓	POLYROM##36	
	4.2m	✓	✓	✓	✓	✓	✓	POLYROM##42	
	4.8m	✓	✓	✓	✓	✓	✓	POLYROM##48	
	5.4m	✓	✓	✓	✓	✓	✓	POLYROM##54	
	6.0m	✓	✓	✓	✓	✓	✓	POLYROM##60	
	7.2m	✓	✓	✓	✓	✓		POLYROM##72	
	9.0m	✓		✓	✓	✓		POLYROM##90	
Greca MATCHES METROSPAN®	1.8m	✓	✓	✓	✓	✓	✓	POLYGRC##18	
	2.4m	✓	✓	✓	✓	✓	✓	POLYGRC##24	
	2.7m	✓	✓	✓	✓	✓	✓	POLYGRC##27	
	3.0m	✓	✓	✓	✓	✓	✓	POLYGRC##30	
	3.6m	✓	✓	✓	✓	✓	✓	POLYGRC##36	
	4.2m	✓	✓	✓	✓	✓	✓	POLYGRC##42	
	4.8m	✓	✓	✓	✓	✓	✓	POLYGRC##48	
	5.4m	✓	✓	✓	✓	✓	✓	POLYGRC##54	
	6.0m	✓	✓	✓	✓	✓	✓	POLYGRC##60	
	7.2m	✓		✓	✓	✓		POLYGRC##75	
	9.0m	✓		✓	✓	✓		POLYGRC##90	
5 Rib MATCHES TRIMCLAD®	1.8m	✓	✓	✓	✓	✓		POLYTRI##18	
	2.4m	✓	✓	✓	✓	✓		POLYTRI##24	
	2.7m	✓	✓	✓	✓	✓		POLYTRI##27	
	3.0m	✓	✓	✓	✓	✓		POLYTRI##30	
	3.6m	✓	✓	✓	✓	✓		POLYTRI##36	
	4.2m	✓	✓	✓	✓	✓		POLYTRI##42	
	4.8m	✓	✓	✓	✓	✓		POLYTRI##48	
	5.4m	✓	✓	✓	✓	✓		POLYTRI##54	
	6.0m	✓	✓	✓	✓	✓		POLYTRI##60	
	7.2m	✓	✓	✓	✓	✓		POLYTRI##72	
	9.0m	✓	✓	✓	✓	✓		POLYTRI##90	

TRANSLUCENT SHEETING

Fibreglass

*USE MATERIAL/COLOUR CODES WHERE ## APPEARS

ITEM	DETAIL	OP OPAL	CL CLEAR	FG FOREST GREEN	HB HEXHAM BROWN	PB PACIFIC BLUE	LG LIGHT GREEN	PRODUCT CODE*	
Corodek® MAX. LENGTH 12.5m	2400 gsm	✓	✓	✓	✓	✓	✓	TS2400##CORV	
	3050 gsm	✓	✓	✓	✓	✓	✓	TS3050##CORV	
Trimclad® MAX. LENGTH 12.5m	2400 gsm	✓	✓	✓	✓	✓	✓	TS2400##TRIV	
	3050 gsm	✓	✓	✓	✓	✓	✓	TS3050##TRIV	
Metrospan® MAX. LENGTH 12.5m	2400 gsm	✓	✓					TS2400##MSPV	
	3050 gsm	✓						TS3050##MSPV	
Metlok 700® MAX. LENGTH 12.5m	2400 gsm	✓	✓	✓	✓	✓	✓	TS2400##M70V	
Aussie Deck Rooflite 3050gsm	4m	✓						AOROOFLITE40OP	
	6m	✓						AOROOFLITE60OP	
	7.5m	✓						AOROOFLITE75OP	

Confirm fastener suitability prior to purchase and use.

POLYCARBONATE & FIBREGLASS FASTENERS




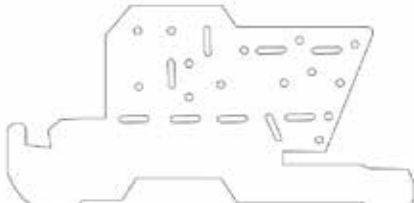

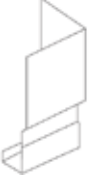
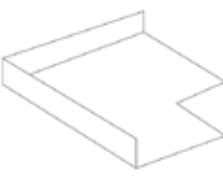
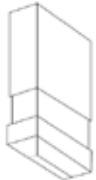




PRODUCT	DETAIL	FASTENER
POLYCARBONATE ROOFING	Profile Height 16 - 24mm to Steel 1.2 - 4mm	M6.5 x 50mm Hex Head PolyTeks
	Profile Height 16 - 29mm to Steel 1.2 - 4mm	M6.5 x 65mm Hex Head PolyTeks
	Profile Height 16 - 24mm to Timber Battens	M6.5 x 50mm Hex Head PolyZIPS
	Profile Height 16 - 29mm to Timber Battens	M6.5 x 65mm Hex Head PolyZIPS
FIBREGLASS ROOFING	Profile Height 18 - 29mm to Purlins 1.2 - 5mm	M6.5 x 65mm Hex Head Fibreglass Self Drilling Screw
	Profile Height 40 - 62.5mm to Purlins 1.2 - 5mm	M6.5 x 85mm Hex Head Fibreglass Self Drilling Screw

Confirm fastener suitability prior to purchase and use.

RAINWATER GOODS









Metroline Fascia

*USE MATERIAL/COLOUR CODES WHERE ## APPEARS

ITEM		PRODUCT CODE*	CB	UT	ZA	MT		
Metroline Fascia ULTRA AVAILABLE IN: Dune®, Surfmist®, Woodland Grey®, Windspray®, Monument® MAX. LENGTH 9m		FASCIABHT##V	✓		✓	✓	 	
		FASCIABHU##V		✓				
Metroline Timber Folded Fascia Cover		MFFCOVER##V	✓	✓	✓	✓		
Metroline Fascia Joiner		JOINER			✓			
Rafter Bracket		RAFBKT			✓			
Modified Rafter Bracket		RAFBKT-2			✓			
Metroline Fascia External Mitre		MITEXT##	✓		✓	✓	 	
Metroline Fascia Internal Mitre		MITINT##	✓		✓	✓		
Metroline Fascia Barge Mitre	Left Hand	MITBLH##	✓		✓	✓		
	Right Hand	MITBRH##	✓		✓	✓		
Metroline Fascia Spring Clip Ultra Dacromet Coating		S/CLIP			✓		 	
Clipsnap 60mm Square Clip 10mm gap		CLIPSNAP60		Nylon			 	

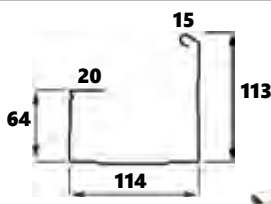





RAINWATER GOODS

Metroline Fascia

ITEM	PRODUCT CODE	CB	UT	ZA	MT			
Clipsnap Arm - Big M Overstrap	CLIPSNAPBIGM	Nylon						
Clipsnap Arm - 150 Quad Gutter Over Strap Big Front	CLIPSNAP150BIGF							
Torrent Clip Click Fast	TORRENTCLIP			✓				
Met Flow 5mm Back Gap Spacer	MFSPACER	Nylon & Zinc				 MET FLOW BACK GAP SPACER	 MET FLOW OVERSTRAP	
Met Flow Overstrap 150 BF	MFOS150BF							
Industrial Gutter GP Bracket	GPINDBRACK			✓				
GRAPTOR BRACKETING SYSTEM						GRAPTOR CLAW CLIP	GRAPTOR BASE	GRAPTOR STIFFENER BRACKET
Graptor Claw Clip 10mm Gap		G/CLIP						
Graptor Base - Timber/Metal Screw on Face Fix		G/BASE						
Graptor Stiffener Bracket for Skyline Gutter		G/BRACKSKY						
Graptor Stiffener Bracket for 125 Big Front Quad Gutter		G/BRACK115/125						
Graptor Stiffener Bracket for 150 Big Front Quad Gutter		G/BRACK150BF						

Metroline Fascia Gutter



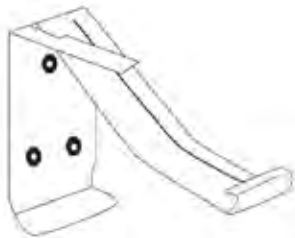

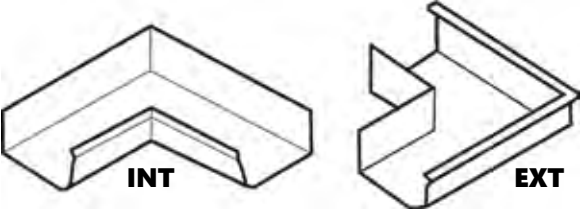
*USE MATERIAL/COLOUR CODES WHERE ## APPEARS

ITEM	PRODUCT CODE*	CB	UT	ZA	MT	
Metroline Fascia Gutter MAX. LENGTH 9m	GUTT340SQ##V	✓		✓		 
Universal Overstrap Bracket	OSUNI			✓		   
Metroline Fascia Gutter Stop Ends	SE310##	✓		✓		
Metroline Fascia Gutter Internal Gutter Mitres	GM310INT##	✓		✓		
Metroline Fascia Gutter External Gutter Mitres	GM310EXT##	✓		✓		

RAINWATER GOODS

Metroline Square Gutter






*USE MATERIAL/COLOUR CODES WHERE ## APPEARS

ITEM		PRODUCT CODE*	CB	UT	ZA	
Metroline Square Gutter MAX. LENGTH 9m ULTRA AVAILABLE IN: Dune®, Surfmist®, Woodland Grey®, Windspray®, Monument®		GUTT310SQ##V	✓		✓	
		GUTU310SQ##V		✓		
Metroline Overstrap		OS310			✓	
Metroline Square Concealed General Purpose Bracket		GB310			✓	
Metroline Stop Ends		SE310##	✓		✓	
Metroline Square Gutter Mitres	Internal	GM310IN##	✓		✓	
	External	GM310EXT##	✓		✓	

RAINWATER GOODS

Big M Gutter

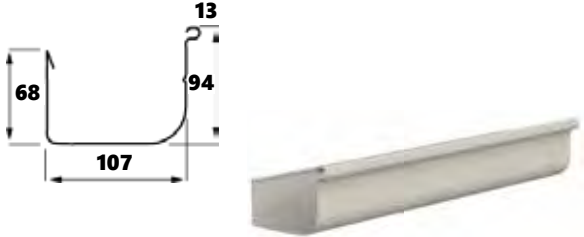

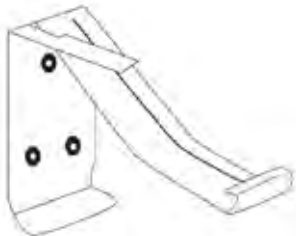
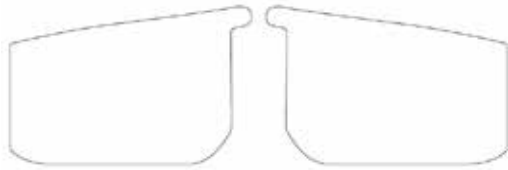
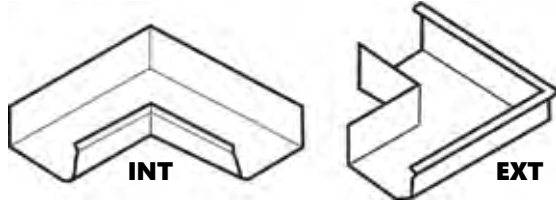
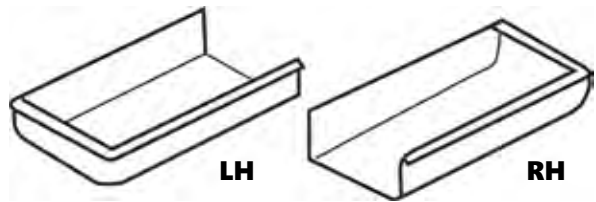

*USE MATERIAL/COLOUR CODES WHERE ## APPEARS

ITEM		PRODUCT CODE*	CB	UT	ZA	
Metroline Big M Gutter MAX. LENGTH 9m		SG##PERMETRV	✓		✓	
Metroline Big M Overstrap		OSBIGM			✓	
Big M Overstrap Nylon Suit Spacer		CLIPSNAPBIGM			NYLON	
Metroline Square Concealed General Purpose Bracket		GBBIGM			✓	
Big M Gutter Stop Ends		SEBIGM##	✓		✓	
Big M Gutter Mitres	Internal	GMBIGMINT##	✓		✓	 INTERNAL GUTTER MITRE
	External	GMBIGMEXT##	✓		✓	EXTERNAL GUTTER MITRE 

RAINWATER GOODS

125 Big Front Quad Gutter

*USE MATERIAL/COLOUR CODES WHERE ## APPEARS

ITEM		PRODUCT CODE*	CB	UT	ZA	
125 Big Front Quad Gutter SLOTTED MAX. LENGTH 9m ULTRA AVAILABLE IN: Dune®, Surfmist®, Woodland Grey®, Windspray®, Monument®		GUTT125BF##V	✓		✓	
		GUTU125BF##V		✓		
125 Big Front Overstrap		OS125BF			✓	
125 Big Front Concealed General Purpose Bracket		GB125BF			✓	
125 Big Front Quad Stop Ends	Left Hand	SE125BF##LH	✓		✓	
	Right Hand	SE125BF##RH	✓		✓	
125 Big Front Quad Mitres 48HR LEAD TIME	Internal	GM125BFINT##	✓		✓	
	External	GM125BFEXT##	✓		✓	
125 Big Front Quad Return Ends 48HR LEAD TIME	Left Hand	RE125BF##LH	✓		✓	
	Right Hand	RE125BF##RH	✓		✓	
Graptor Bracketing System	Graptor Claw Clip 10mm Gap		G/CLIP			
	Graptor Base Timber/Metal Screw on Face Fix		G/BASE			
	Graptor Stiffener Bracket for 125 Big Front Quad Gutter		G/BRACK115/125			

RAINWATER GOODS

150 Big Front Quad Gutter

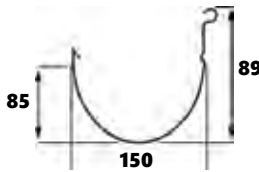

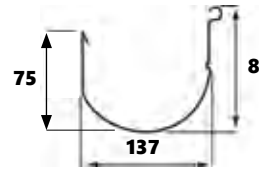











*USE MATERIAL/COLOUR CODES WHERE ## APPEARS

ITEM		PRODUCT CODE*	CB	UT	ZA	MT	
150 Big Front Quad Gutter SLOTTED MAX. LENGTH 9m ULTRA AVAILABLE IN: Dune®, Surfmist®, Woodland Grey®, Windspray®, Monument®		GUTT150BF##V	✓		✓	✓	
		GUTU150BF##V		✓			
150 Big Front Overstrap		OS150BF			✓		
150 Big Front Quad Stiffener		SB150BF			✓		
150 Big Front Concealed General Purpose Bracket		GB150BF			✓		
150 Big Front Spike Bracket		SPIKE150BF	Galvanised				
150 Big Front Quad Stop Ends	Left Hand	SE150BF##LH	✓		✓	✓	
	Right Hand	SE150BF##RH	✓		✓	✓	
150 Big Front Quad Mitres 48HR LEAD TIME	Internal	GM150BFINT##	✓		✓	✓	
	External	GM150BFEXT##	✓		✓	✓	
150 Big Front Quad Return Ends	Left Hand	RE150BF##LH	✓		✓		
	Right Hand	RE150BF##RH	✓		✓		
Graptor Bracketing System	Graptor Claw Clip 10mm Gap		G/CLIP				
	Graptor Base Timber/Metal Screw on Face Fix		G/BASE				
	Graptor Stiffener Bracket for 150 Big Front Quad Gutter		G/BRACK150BF				

RAINWATER GOODS

150 Half Round & Skyline Gutters

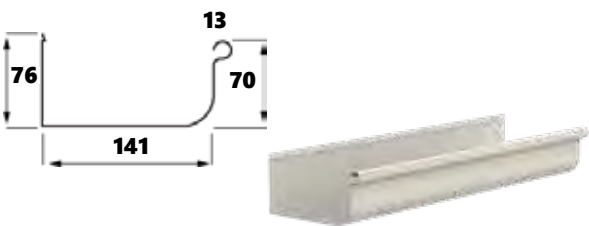
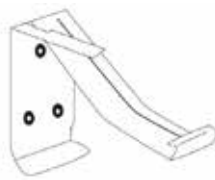
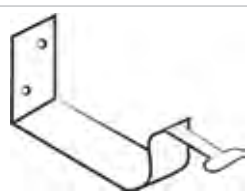


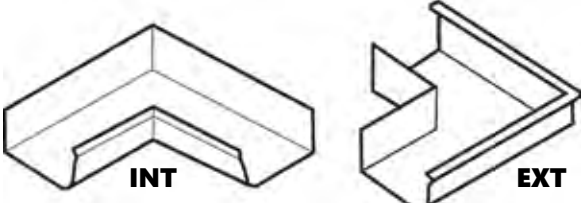
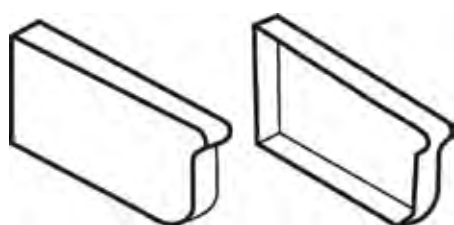
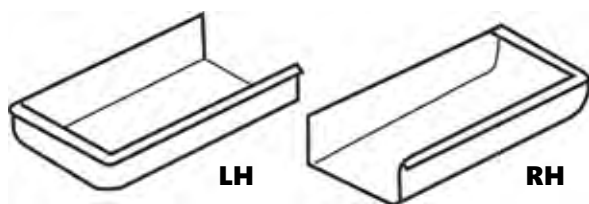
*USE MATERIAL/COLOUR CODES WHERE ## APPEARS

ITEM		PRODUCT CODE*	CB	UT	ZA	MT			
150 Half Round Gutter MAX. LENGTH 9m 48HR LEAD TIME	Unslotted	GUTTHRDUN##V	✓		✓	✓	 		
		GUTUHRDUN##V		✓					
	Slotted	GUTTHRDSL##V	✓		✓	✓			
		GUTUHRDSL##V		✓					
Skyline Gutter MAX. LENGTH 9m 48HR LEAD TIME	Unslotted	GUTTSKYUN##V	✓		✓	✓	 		
		GUTSKYUNU##V		✓					
	Slotted	GUTTSKYSL##V	✓		✓	✓			
		GUTUSKYSL##V		✓					
150 Half Round External Bracket		GBHR##	✓		✓	✓	 150 HALF ROUND EXTERNAL BRACKET		
Skyline Concealed Bracket		GBSKY			✓		 SKYLINE CONCEALED BRACKET		
Skyline Overstrap		OSSKY			✓		 SKYLINE OVERSTRAP		
PVC Drops	90mm Dia.	DPD90SLPVC	PVC						
	100mm Dia.	DPD100PVCHR							
150 Half Round 90° Mitres	External	MITHR90EXT##	✓		✓	POA			
	Internal	MITHR90INT##	✓		✓	POA			
Skyline 90° Mitres	External	MITSL90EXT##	✓		✓	POA			
	Internal	MITSL90INT##	✓		✓	POA			
150 Half Round Stop Ends	Left Hand	SEHRLH##	✓		✓	✓	 		
	Right Hand	SEHRRH##	✓		✓	✓			
Skyline Stop Ends	Left Hand	SESL LH##	✓		✓	✓			
	Right Hand	SESLRH##	✓		✓	✓			
Graptor Bracketing System	Graptor Claw Clip 10mm Gap		G/CLIP				 GRAPTOR CLAW CLIP	 GRAPTOR BASE	 GRAPTOR STIFFENER BRACKET
	Graptor Base Timber/Metal Screw on Face Fix		G/BASE						
	Graptor Stiffener Bracket for Skyline Gutter		G/BRACKSKY						

RAINWATER GOODS

150 Low Front Quad Gutter


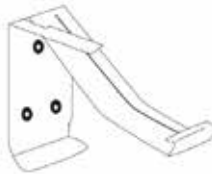



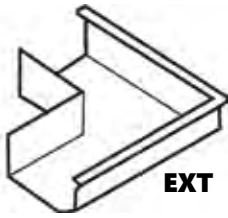


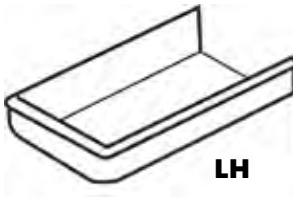
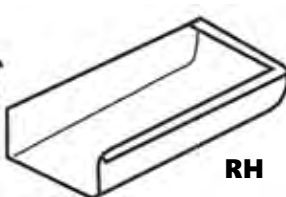
*USE MATERIAL/COLOUR CODES WHERE ## APPEARS

ITEM		PRODUCT CODE*	CB	UT	ZA	
150 Low Front Quad Gutter UNSLOTTED MAX. LENGTH 9m		GUTH150LF##V	✓		✓	
150 Low Front Concealed General Purpose Bracket		GB150LF			✓	
150 Low Front T Head Bracket		GB150LFTH			✓	
150 Low Front Overstrap Stiffener Bracket		OS150LF			✓	
150 Low Front Spike Bracket		SPIKE150LF	Galvanised			
		SPIKE150LF##	✓			
150 Low Front Mitres 48HR LEAD TIME	Internal	GM150LFINT##	✓		✓	
	External	GM150LFEXT##	✓		✓	
150 Low Front Stop Ends	Left Hand	SE150LF##LH	✓		✓	
	Right Hand	SE150LF##RH	✓		✓	
150 Low Front Return Ends 48HR LEAD TIME	Left Hand	RE150LF##LH	✓		✓	
	Right Hand	RE150LF##RH	✓		✓	

RAINWATER GOODS

175 Big Front Quad Gutter


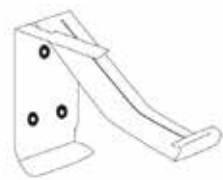

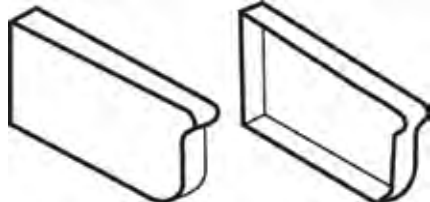
*USE MATERIAL/COLOUR CODES WHERE ## APPEARS

ITEM		PRODUCT CODE*	CB	UT	ZA	
175 Big Front Quad Gutter MAX. LENGTH 9m METROLL RECOMMENDS THIS GUTTER IS INSTALLED WITH EITHER GENERAL PURPOSE OR SPIKE BRACKETS		GUTT175BF##V	✓		✓	
175 Big Front Quad Gutter Concealed General Purpose Bracket		GB175BF			✓	
175 Big Front Quad Stiffener		SB175BF			✓	
150 & 175 Big Front Spike Bracket		SPIKE150BF	Galvanised			
175 Big Front Quad Gutter Mitres 48HR LEAD TIME	Internal	GM175BFINT##	✓		✓	 
	External	GM175BFEXT##	✓		✓	
175 Big Front Quad Gutter Stop Ends	Left Hand	SE175BF##LH	✓		✓	 
	Right Hand	SE175BF##RH	✓		✓	
175 Big Front Quad Gutter Return Ends 48HR LEAD TIME	Left Hand	RE175BF##LH	✓		✓	 
	Right Hand	RE175BF##RH	✓		✓	

RAINWATER GOODS

175 Low Front Quad Gutter

*USE MATERIAL/COLOUR CODES WHERE ## APPEARS

ITEM		PRODUCT CODE*	CB	UT	ZA	
175 Low Front Quad Gutter MAX. LENGTH 9m 48HR LEAD TIME METROLL RECOMMENDS THIS GUTTER IS INSTALLED WITH EITHER GENERAL PURPOSE OR SPIKE BRACKETS		GUTT175LF##V	✓		✓	
175 Low Front Concealed General Purpose Bracket		GB175LF			✓	
175 Low Front Spike Bracket		SPIKE175LF			✓	
		SPIKE175LF##	✓			
175 Low Front Stop Ends	Left Hand	SE175LF##LH	✓		✓	
	Right Hand	SE175LF##RH	✓		✓	

RAINWATER GOODS

Downpipes & Accessories

*USE MATERIAL/COLOUR CODES WHERE ## APPEARS

ITEM	DESCRIPTION	PRODUCT CODE*	ZA	CB	
Rectangular Downpipe	100 x 75 x 1800mm	DP100/75##18	✓	✓	
	100 x 75 x 2400mm	DP100/75##24	✓	✓	
	100 x 75 x 3000mm	DP100/75##30	✓	✓	
	100 x 100 x 1800mm	DP100/100##18	✓	✓	
Rectangular Drop	100 x 50mm	DPD100/50	✓		
	100 x 75mm	DPD100/75A	✓		
	100 x 100mm	DPD100/100	✓		
	100 x 150mm	DPD100/150	✓		
Unidrop	100 x 75 or 90mm Round	UNIDROP	✓		
Rectangular Straps	100 x 75mm	STRAP100/75##	✓	✓	
	100 x 100mm	STRAP100/100##	✓	✓	
	100 x 150mm	STRAP100/50##	✓	✓	
Round Downpipe 48HR LEAD TIME	75mm Diameter x 1800mm	DP75##18	✓	✓	
	75mm Diameter x 2400mm	DP75##24	✓	✓	
	90mm Diameter x 1800mm	DP90##18	✓	✓	
	90mm Diameter x 2400mm	DP90##24	✓	✓	
	100mm Diameter x 1800mm	DP100##18	✓	✓	
	100mm Diameter x 2400mm	DP100##24	✓	✓	
Round Downpipe Drops	50mm Stormwater	DPD50ZA	✓		
	75mm Stormwater	DPDR75	✓		
	90mm Stormwater	DPDR90	✓		
	100mm	DPDR100	✓		
	150mm	DPDR150	✓		
Round Straps	75mm	STRAPR75##	✓	✓	
	90mm	STRAPR90##	✓	✓	
	100mm	STRAPR100##	✓	✓	
Temp Downpipe	190mm W x 25m 100um LLDPE Plastic UV Rated	TEMPDP25			
	280mm W x 25m 100um LLDPE Plastic UV Rated Suits 150mm drop	TEMPDP150			
	190mm W x 195m 100um LLDPE Plastic UV Rated	TEMPDP195			

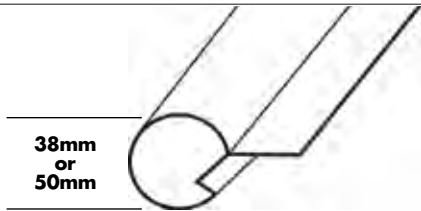
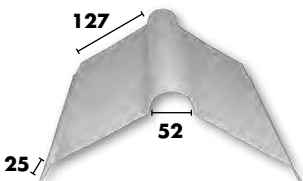
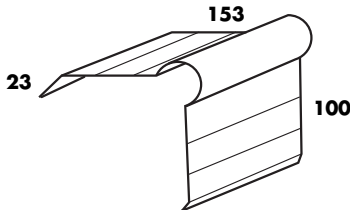
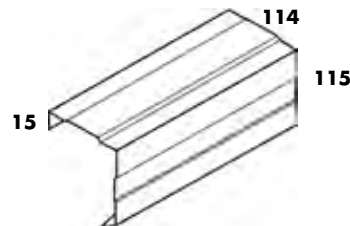
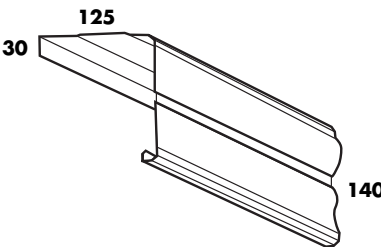
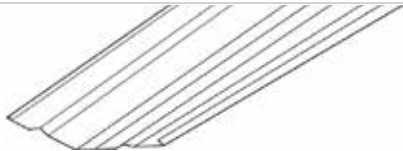
PVC DOWNPIPES & ACCESSORIES

ITEM	DESCRIPTION	PRODUCT CODE	
Stormwater T Junction	90mm	SW90*JUNCTION	
Stormwater Clips POWDERCOAT: WHITE	90mm	SWCLIPS	
	150mm	SWCLIPS150	
Stormwater Pipe	90mm x 6m	SW90MMPIPE	
Stormwater Slip Coupling	90mm	SWCOUPLING	
Stormwater Elbow	90mm x 22.5°	SWELBOW90*22.5	
	90mm x 45°	SWELBOW90*45	
	90mm x 90°	SWELBOW90*90	

RAINWATER GOODS

Ridges & Barges

*USE MATERIAL/COLOUR CODES WHERE ## APPEARS

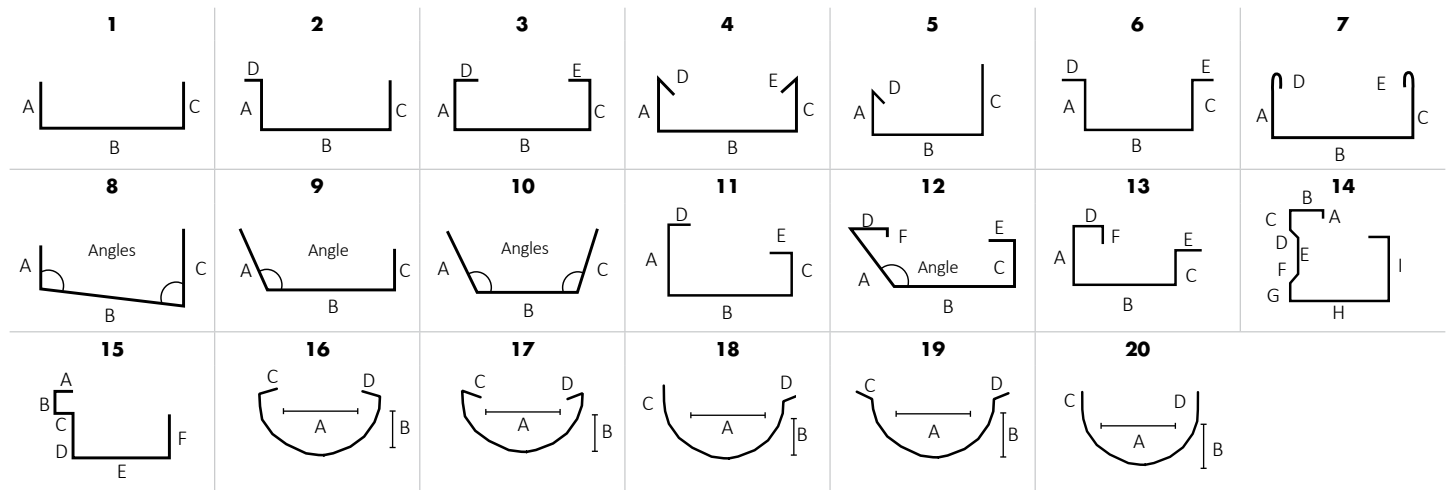
ITEM	DESCRIPTION	PRODUCT CODE*	CB	UT	MT	ZA	
Gable Roll CALL TO CONFIRM AVAILABILITY	38mm 1800mm 48 HOUR LEAD TIME	GABROLL3818##	✓			✓	
	50mm 2400mm 48 HOUR LEAD TIME	GABROLL38##	✓			✓	
	50mm Available in variable lengths	GABROLL50##V	✓		✓	✓	
		GABROLU50##V		✓ **			
Roll Top Ridge CUT TO LENGTH		ROLLTOPHT##V	✓		✓	✓	
		ROLTOPHTU##V		✓ **			
		ROLLTOPGALV	Galvanised				
Roll Top Barge CUT TO LENGTH		ROLLTOPBG##V	✓		✓	✓	
		ROLTOPBGU##V		✓ **			
Metroline Barge Capping		BCAPHT310##V	✓			✓	
		BCAPHU310##V		✓ **			
Big M Barge Capping	Big M Profile	BCAPMBIGM##V	✓	✓		✓	
Tile Valley 0.55 BMT	Made to Order						

✓** **ULTRA AVAILABLE IN:** Dune®, Surfmist®, Woodland Grey®, Windspray®, Monument®

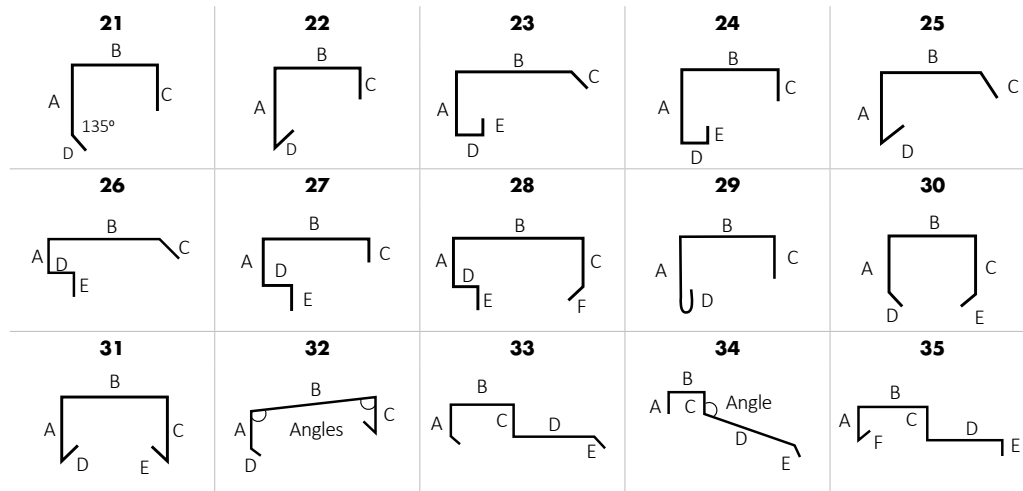
RAINWATER GOODS

Custom Flashings

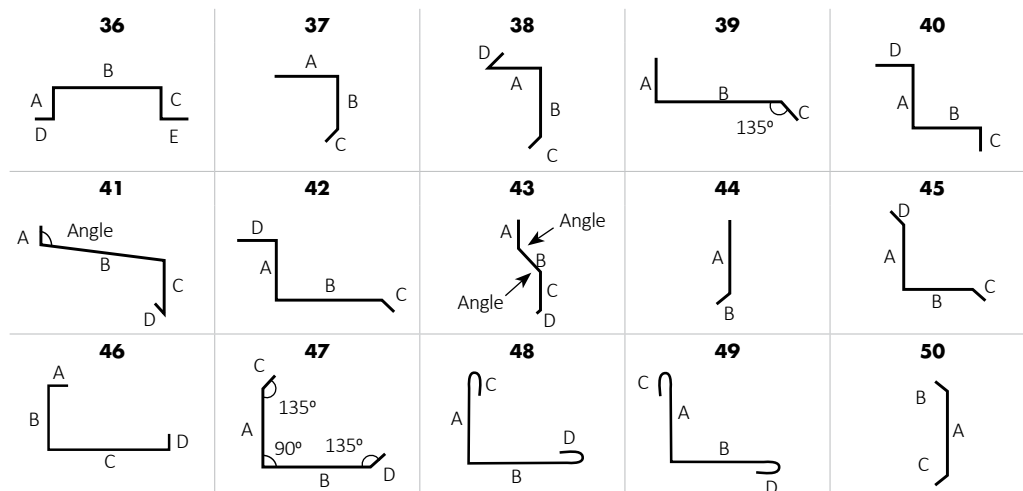
GUTTERS



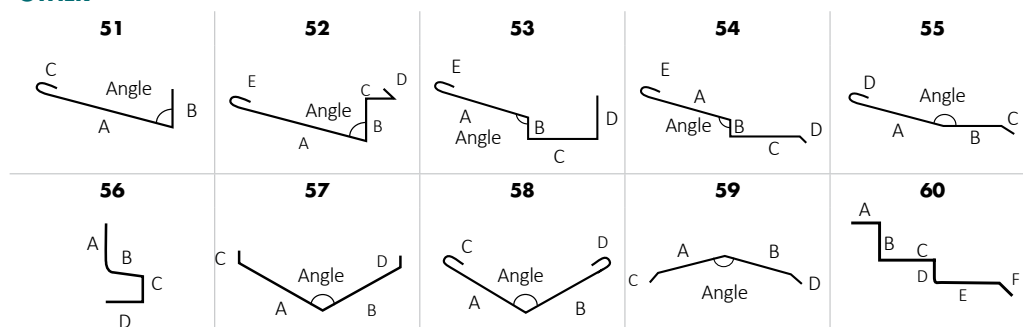
CAPPINGS



FLASHINGS



OTHER



HOW TO ORDER:

1. Choose the appropriate profile number, material thickness and finish.
2. Should COLORBOND® be required, nominate which side the colour is to be.
3. Identify the measurement for each letter shown.
4. Identify the angle where applicable.
5. Specify direction for tapered flashings.
6. Advise the quantity and length applicable to each profile.

FLASHINGS

*USE MATERIAL/COLOUR CODES WHERE ## APPEARS
LENGTH: MINIMUM 600mm MAXIMUM 8000mm

ZA = ZINCALUME®
CB = COLORBOND®
SS = STAINLESS STEEL
MT = COLORBOND® MATT
UT = COLORBOND® ULTRA

COLORBOND® ULTRA AVAILABLE IN:
DEEP OCEAN®, DUNE®, MONUMENT®,
SURFMIST®, WOODLAND GREY®,
WINDSPRAY®, SHALE GREY™

0.55mm

BEND	CODE*	ZA	CB	SS	MT	UT	BEND	CODE*	ZA	CB	SS	MT	UT	BEND	CODE*	ZA	CB	SS	MT	UT
100mm GIRTH	Flat	55##100G/FLV	✓	✓	✓	✓	400mm GIRTH	Flat	55##400G/FLV	✓	✓	✓	✓	900mm GIRTH	Flat	55##900G/FLV	✓	✓	✓	✓
	1	55##100G/1BV	✓	✓	✓	✓		1	55##400G/1BV	✓	✓	✓	✓		1	55##900G/1BV	✓	✓	✓	✓
	2	55##100G/2BV	✓	✓	✓	✓		2	55##400G/2BV	✓	✓	✓	✓		2	55##900G/2BV	✓	✓	✓	✓
	3	55##100G/3BV	✓	✓	✓	✓		3	55##400G/3BV	✓	✓	✓	✓		3	55##900G/3BV	✓	✓	✓	✓
	4	55##100G/4BV	✓	✓	✓	✓		4	55##400G/4BV	✓	✓	✓	✓		4	55##900G/4BV	✓	✓	✓	✓
	5	55##100G/5BV	✓	✓	✓	✓		5	55##400G/5BV	✓	✓	✓	✓		5	55##900G/5BV	✓	✓	✓	✓
	6	55##100G/6BV	✓	✓	✓	✓		6	55##400G/6BV	✓	✓	✓	✓		6	55##900G/6BV	✓	✓	✓	✓
150mm GIRTH	Flat	55##150G/FLV	✓	✓	✓	✓	450mm GIRTH	Flat	55##450G/FLV	✓	✓	✓	✓	1000mm GIRTH	Flat	55##1000G/FLV	✓	✓	✓	✓
	1	55##150G/1BV	✓	✓	✓	✓		1	55##450G/1BV	✓	✓	✓	✓		1	55##1000G/1BV	✓	✓	✓	✓
	2	55##150G/2BV	✓	✓	✓	✓		2	55##450G/2BV	✓	✓	✓	✓		2	55##1000G/2BV	✓	✓	✓	✓
	3	55##150G/3BV	✓	✓	✓	✓		3	55##450G/3BV	✓	✓	✓	✓		3	55##1000G/3BV	✓	✓	✓	✓
	4	55##150G/4BV	✓	✓	✓	✓		4	55##450G/4BV	✓	✓	✓	✓		4	55##1000G/4BV	✓	✓	✓	✓
	5	55##150G/5BV	✓	✓	✓	✓		5	55##450G/5BV	✓	✓	✓	✓		5	55##1000G/5BV	✓	✓	✓	✓
	6	55##150G/6BV	✓	✓	✓	✓		6	55##450G/6BV	✓	✓	✓	✓		6	55##1000G/6BV	✓	✓	✓	✓
200mm GIRTH	Flat	55##200G/FLV	✓	✓	✓	✓	500mm GIRTH	Flat	55##500G/FLV	✓	✓	✓	✓	1200mm GIRTH	Flat	55##1200G/FLV	✓	✓	✓	✓
	1	55##200G/1BV	✓	✓	✓	✓		1	55##500G/1BV	✓	✓	✓	✓		1	55##1200G/1BV	✓	✓	✓	✓
	2	55##200G/2BV	✓	✓	✓	✓		2	55##500G/2BV	✓	✓	✓	✓		2	55##1200G/2BV	✓	✓	✓	✓
	3	55##200G/3BV	✓	✓	✓	✓		3	55##500G/3BV	✓	✓	✓	✓		3	55##1200G/3BV	✓	✓	✓	✓
	4	55##200G/4BV	✓	✓	✓	✓		4	55##500G/4BV	✓	✓	✓	✓		4	55##1200G/4BV	✓	✓	✓	✓
	5	55##200G/5BV	✓	✓	✓	✓		5	55##500G/5BV	✓	✓	✓	✓		5	55##1200G/5BV	✓	✓	✓	✓
	6	55##200G/6BV	✓	✓	✓	✓		6	55##500G/6BV	✓	✓	✓	✓		6	55##1200G/6BV	✓	✓	✓	✓
250mm GIRTH	Flat	55##250G/FLV	✓	✓	✓	✓	600mm GIRTH	Flat	55##600G/FLV	✓	✓	✓	✓							
	1	55##250G/1BV	✓	✓	✓	✓		1	55##600G/1BV	✓	✓	✓	✓							
	2	55##250G/2BV	✓	✓	✓	✓		2	55##600G/2BV	✓	✓	✓	✓							
	3	55##250G/3BV	✓	✓	✓	✓		3	55##600G/3BV	✓	✓	✓	✓							
	4	55##250G/4BV	✓	✓	✓	✓		4	55##600G/4BV	✓	✓	✓	✓							
	5	55##250G/5BV	✓	✓	✓	✓		5	55##600G/5BV	✓	✓	✓	✓							
	6	55##250G/6BV	✓	✓	✓	✓		6	55##600G/6BV	✓	✓	✓	✓							
300mm GIRTH	Flat	55##300G/FLV	✓	✓	✓	✓	700mm GIRTH	Flat	55##700G/FLV	✓	✓	✓	✓							
	1	55##300G/1BV	✓	✓	✓	✓		1	55##700G/1BV	✓	✓	✓	✓							
	2	55##300G/2BV	✓	✓	✓	✓		2	55##700G/2BV	✓	✓	✓	✓							
	3	55##300G/3BV	✓	✓	✓	✓		3	55##700G/3BV	✓	✓	✓	✓							
	4	55##300G/4BV	✓	✓	✓	✓		4	55##700G/4BV	✓	✓	✓	✓							
	5	55##300G/5BV	✓	✓	✓	✓		5	55##700G/5BV	✓	✓	✓	✓							
	6	55##300G/6BV	✓	✓	✓	✓		6	55##700G/6BV	✓	✓	✓	✓							
350mm GIRTH	Flat	55##350G/FLV	✓	✓	✓	✓	800mm GIRTH	Flat	55##800G/FLV	✓	✓	✓	✓							
	1	55##350G/1BV	✓	✓	✓	✓		1	55##800G/1BV	✓	✓	✓	✓							
	2	55##350G/2BV	✓	✓	✓	✓		2	55##800G/2BV	✓	✓	✓	✓							
	3	55##350G/3BV	✓	✓	✓	✓		3	55##800G/3BV	✓	✓	✓	✓							
	4	55##350G/4BV	✓	✓	✓	✓		4	55##800G/4BV	✓	✓	✓	✓							
	5	55##350G/5BV	✓	✓	✓	✓		5	55##800G/5BV	✓	✓	✓	✓							
	6	55##350G/6BV	✓	✓	✓	✓		6	55##800G/6BV	✓	✓	✓	✓							

FLASHINGS

*USE MATERIAL/COLOUR CODES WHERE ## APPEARS
LENGTH: MINIMUM 600mm MAXIMUM 8000mm

ZA = ZINCALUME®

GA= GALVANISED

CB = COLORBOND®

**Available in Classic Cream® Dover White® & Surfmist® only

1.0mm

BENDS		CODE*	ZA	CB**	GA	BENDS		CODE*	ZA	CB**	GA
100mm GIRTH	Flat	10##100G/FLV	✓	✓	✓	500mm GIRTH	Flat	10##500G/FLV	✓	✓	✓
	1	10##100G/1BV	✓	✓	✓		1	10##500G/1BV	✓	✓	✓
	2	10##100G/2BV	✓	✓	✓		2	10##500G/2BV	✓	✓	✓
	3	10##100G/3BV	✓	✓	✓		3	10##500G/3BV	✓	✓	✓
	4	10##100G/4BV	✓	✓	✓		4	10##500G/4BV	✓	✓	✓
	5	10##100G/5BV	✓	✓	✓		5	10##500G/5BV	✓	✓	✓
	6	10##100G/6BV	✓	✓	✓		6	10##500G/6BV	✓	✓	✓
150mm GIRTH	Flat	10##150G/FLV	✓	✓	✓	600mm GIRTH	Flat	10##600G/FLV	✓	✓	✓
	1	10##150G/1BV	✓	✓	✓		1	10##600G/1BV	✓	✓	✓
	2	10##150G/2BV	✓	✓	✓		2	10##600G/2BV	✓	✓	✓
	3	10##150G/3BV	✓	✓	✓		3	10##600G/3BV	✓	✓	✓
	4	10##150G/4BV	✓	✓	✓		4	10##600G/4BV	✓	✓	✓
	5	10##150G/5BV	✓	✓	✓		5	10##600G/5BV	✓	✓	✓
	6	10##150G/6BV	✓	✓	✓		6	10##600G/6BV	✓	✓	✓
200mm GIRTH	Flat	10##200G/FLV	✓	✓	✓	800mm GIRTH	Flat	10##800G/FLV	✓	✓	✓
	1	10##200G/1BV	✓	✓	✓		1	10##800G/1BV	✓	✓	✓
	2	10##200G/2BV	✓	✓	✓		2	10##800G/2BV	✓	✓	✓
	3	10##200G/3BV	✓	✓	✓		3	10##800G/3BV	✓	✓	✓
	4	10##200G/4BV	✓	✓	✓		4	10##800G/4BV	✓	✓	✓
	5	10##200G/5BV	✓	✓	✓		5	10##800G/5BV	✓	✓	✓
	6	10##200G/6BV	✓	✓	✓		6	10##800G/6BV	✓	✓	✓
250mm GIRTH	Flat	10##250G/FLV	✓	✓	✓	1000mm GIRTH	Flat	10##1000G/FLV	✓	✓	✓
	1	10##250G/1BV	✓	✓	✓		1	10##1000G/1BV	✓	✓	✓
	2	10##250G/2BV	✓	✓	✓		2	10##1000G/2BV	✓	✓	✓
	3	10##250G/3BV	✓	✓	✓		3	10##1000G/3BV	✓	✓	✓
	4	10##250G/4BV	✓	✓	✓		4	10##1000G/4BV	✓	✓	✓
	5	10##250G/5BV	✓	✓	✓		5	10##1000G/5BV	✓	✓	✓
	6	10##250G/6BV	✓	✓	✓		6	10##1000G/6BV	✓	✓	✓
300mm GIRTH	Flat	10##300G/FLV	✓	✓	✓	1200mm GIRTH	Flat	10##1200G/FLV	✓	✓	✓
	1	10##300G/1BV	✓	✓	✓		1	10##1200G/1BV	✓	✓	✓
	2	10##300G/2BV	✓	✓	✓		2	10##1200G/2BV	✓	✓	✓
	3	10##300G/3BV	✓	✓	✓		3	10##1200G/3BV	✓	✓	✓
	4	10##300G/4BV	✓	✓	✓		4	10##1200G/4BV	✓	✓	✓
	5	10##300G/5BV	✓	✓	✓		5	10##1200G/5BV	✓	✓	✓
	6	10##300G/6BV	✓	✓	✓		6	10##1200G/6BV	✓	✓	✓
400mm GIRTH	Flat	10##400G/FLV	✓	✓	✓						
	1	10##400G/1BV	✓	✓	✓						
	2	10##400G/2BV	✓	✓	✓						
	3	10##400G/3BV	✓	✓	✓						
	4	10##400G/4BV	✓	✓	✓						
	5	10##400G/5BV	✓	✓	✓						
	6	10##400G/6BV	✓	✓	✓						

FLASHINGS

**USE MATERIAL/COLOUR CODES WHERE ## APPEARS
LENGTH: MINIMUM 600mm MAXIMUM 8000mm

1.2mm

*SM = COLORBOND® AVAILABLE IN SURFMIST® ONLY

	BENDS	CODE**	ZA	SM*	GA		BENDS	CODE**	ZA	SM*	GA		BENDS	CODE**	ZA	SM*	GA
100mm GIRTH	Flat	12##100G/FLV	✓	✓	✓	400mm GIRTH	Flat	12##400G/FLV	✓	✓	✓	900mm GIRTH	Flat	12##900G/FLV	✓	✓	✓
	1	12##100G/1BV	✓	✓	✓		1	12##400G/1BV	✓	✓	✓		1	12##900G/1BV	✓	✓	✓
	2	12##100G/2BV	✓	✓	✓		2	12##400G/2BV	✓	✓	✓		2	12##900G/2BV	✓	✓	✓
	3	12##100G/3BV	✓	✓	✓		3	12##400G/3BV	✓	✓	✓		3	12##900G/3BV	✓	✓	✓
	4	12##100G/4BV	✓	✓	✓		4	12##400G/4BV	✓	✓	✓		4	12##900G/4BV	✓	✓	✓
	5	12##100G/5BV	✓	✓	✓		5	12##400G/5BV	✓	✓	✓		5	12##900G/5BV	✓	✓	✓
150mm GIRTH	6	12##100G/6BV	✓	✓	✓	450mm GIRTH	6	12##400G/6BV	✓	✓	✓	1000mm GIRTH	6	12##900G/6BV	✓	✓	✓
	Flat	12##150G/FLV	✓	✓	✓		Flat	12##450G/FLV	✓	✓	✓		Flat	12##1000G/FLV	✓	✓	✓
	1	12##150G/1BV	✓	✓	✓		1	12##450G/1BV	✓	✓	✓		1	12##1000G/1BV	✓	✓	✓
	2	12##150G/2BV	✓	✓	✓		2	12##450G/2BV	✓	✓	✓		2	12##1000G/2BV	✓	✓	✓
	3	12##150G/3BV	✓	✓	✓		3	12##450G/3BV	✓	✓	✓		3	12##1000G/3BV	✓	✓	✓
	4	12##150G/4BV	✓	✓	✓		4	12##450G/4BV	✓	✓	✓		4	12##1000G/4BV	✓	✓	✓
200mm GIRTH	5	12##150G/5BV	✓	✓	✓	500mm GIRTH	5	12##450G/5BV	✓	✓	✓	1200 GIRTHmm	5	12##1000G/5BV	✓	✓	✓
	6	12##150G/6BV	✓	✓	✓		6	12##450G/6BV	✓	✓	✓		6	12##1000G/6BV	✓	✓	✓
	Flat	12##200G/FLV	✓	✓	✓		Flat	12##500G/FLV	✓	✓	✓		Flat	12##1200G/FLV	✓	✓	✓
	1	12##200G/1BV	✓	✓	✓		1	12##500G/1BV	✓	✓	✓		1	12##1200G/1BV	✓	✓	✓
	2	12##200G/2BV	✓	✓	✓		2	12##500G/2BV	✓	✓	✓		2	12##1200G/2BV	✓	✓	✓
	3	12##200G/3BV	✓	✓	✓	600mm GIRTH	3	12##500G/3BV	✓	✓	✓		3	12##1200G/3BV	✓	✓	✓
250mm GIRTH	4	12##200G/4BV	✓	✓	✓		4	12##500G/4BV	✓	✓	✓		4	12##1200G/4BV	✓	✓	✓
	5	12##200G/5BV	✓	✓	✓		5	12##500G/5BV	✓	✓	✓		5	12##1200G/5BV	✓	✓	✓
	6	12##200G/6BV	✓	✓	✓		6	12##500G/6BV	✓	✓	✓		6	12##1200G/6BV	✓	✓	✓
	Flat	12##250G/FLV	✓	✓	✓	700mm GIRTH	Flat	12##600G/FLV	✓	✓	✓	800mm GIRTH	Flat	12##800G/FLV	✓	✓	✓
	1	12##250G/1BV	✓	✓	✓		1	12##600G/1BV	✓	✓	✓		1	12##800G/1BV	✓	✓	✓
300mm GIRTH	2	12##250G/2BV	✓	✓	✓		2	12##600G/2BV	✓	✓	✓		2	12##800G/2BV	✓	✓	✓
	3	12##250G/3BV	✓	✓	✓		3	12##600G/3BV	✓	✓	✓		3	12##800G/3BV	✓	✓	✓
	4	12##250G/4BV	✓	✓	✓		4	12##600G/4BV	✓	✓	✓		4	12##800G/4BV	✓	✓	✓
	5	12##250G/5BV	✓	✓	✓		5	12##600G/5BV	✓	✓	✓		5	12##800G/5BV	✓	✓	✓
	6	12##250G/6BV	✓	✓	✓		6	12##600G/6BV	✓	✓	✓		6	12##800G/6BV	✓	✓	✓
350mm GIRTH	Flat	12##300G/FLV	✓	✓	✓	800mm GIRTH	Flat	12##700G/FLV	✓	✓	✓	800mm GIRTH	Flat	12##800G/FLV	✓	✓	✓
	1	12##300G/1BV	✓	✓	✓		1	12##700G/1BV	✓	✓	✓		1	12##800G/1BV	✓	✓	✓
	2	12##300G/2BV	✓	✓	✓		2	12##700G/2BV	✓	✓	✓		2	12##800G/2BV	✓	✓	✓
	3	12##300G/3BV	✓	✓	✓		3	12##700G/3BV	✓	✓	✓		3	12##800G/3BV	✓	✓	✓
	4	12##300G/4BV	✓	✓	✓		4	12##700G/4BV	✓	✓	✓		4	12##800G/4BV	✓	✓	✓
	5	12##300G/5BV	✓	✓	✓		5	12##700G/5BV	✓	✓	✓		5	12##800G/5BV	✓	✓	✓
350mm GIRTH	6	12##300G/6BV	✓	✓	✓		6	12##700G/6BV	✓	✓	✓		6	12##800G/6BV	✓	✓	✓
	Flat	12##350G/FLV	✓	✓	✓	800mm GIRTH	Flat	12##800G/FLV	✓	✓	✓	800mm GIRTH	Flat	12##800G/FLV	✓	✓	✓
	1	12##350G/1BV	✓	✓	✓		1	12##800G/1BV	✓	✓	✓		1	12##800G/1BV	✓	✓	✓
	2	12##350G/2BV	✓	✓	✓		2	12##800G/2BV	✓	✓	✓		2	12##800G/2BV	✓	✓	✓
	3	12##350G/3BV	✓	✓	✓		3	12##800G/3BV	✓	✓	✓		3	12##800G/3BV	✓	✓	✓
	4	12##350G/4BV	✓	✓	✓		4	12##800G/4BV	✓	✓	✓		4	12##800G/4BV	✓	✓	✓
	5	12##350G/5BV	✓	✓	✓		5	12##800G/5BV	✓	✓	✓		5	12##800G/5BV	✓	✓	✓
350mm GIRTH	6	12##350G/6BV		✓	✓		6	12##800G/6BV	✓	✓	✓		6	12##800G/6BV	✓	✓	✓

FLASHINGS

LENGTH: MINIMUM 600mm MAXIMUM 2400mm

1.6mm

	BENDS	CODE	GALV.
100mm GIRTH	Flat	16GA100G/FLV	✓
	1	16GA100G/1BV	✓
	2	16GA100G/2BV	✓
	3	16GA100G/3BV	✓
	4	16GA100G/4BV	✓
	5	16GA100G/5BV	✓
150mm GIRTH	Flat	16GA150G/FLV	✓
	1	16GA150G/1BV	✓
	2	16GA150G/2BV	✓
	3	16GA150G/3BV	✓
	4	16GA150G/4BV	✓
	5	16GA150G/5BV	✓
200mm GIRTH	Flat	16GA200G/FLV	✓
	1	16GA200G/1BV	✓
	2	16GA200G/2BV	✓
	3	16GA200G/3BV	✓
	4	16GA200G/4BV	✓
	5	16GA200G/5BV	✓
250mm GIRTH	Flat	16GA250G/FLV	✓
	1	16GA250G/1BV	✓
	2	16GA250G/2BV	✓
	3	16GA250G/3BV	✓
	4	16GA250G/4BV	✓
	5	16GA250G/5BV	✓
300mm GIRTH	Flat	16GA300G/FLV	✓
	1	16GA300G/1BV	✓
	2	16GA300G/2BV	✓
	3	16GA300G/3BV	✓
	4	16GA300G/4BV	✓
	5	16GA300G/5BV	✓
350mm GIRTH	Flat	16GA350G/FLV	✓
	1	16GA350G/1BV	✓
	2	16GA350G/2BV	✓
	3	16GA350G/3BV	✓
	4	16GA350G/4BV	✓
	5	16GA350G/5BV	✓

	BENDS	CODE	GALV.
400mm GIRTH	Flat	16GA400G/FLV	✓
	1	16GA400G/1BV	✓
	2	16GA400G/2BV	✓
	3	16GA400G/3BV	✓
	4	16GA400G/4BV	✓
	5	16GA400G/5BV	✓
450mm GIRTH	Flat	16GA450G/FLV	✓
	1	16GA450G/1BV	✓
	2	16GA450G/2BV	✓
	3	16GA450G/3BV	✓
	4	16GA450G/4BV	✓
	5	16GA450G/5BV	✓
500mm GIRTH	Flat	16GA500G/FLV	✓
	1	16GA500G/1BV	✓
	2	16GA500G/2BV	✓
	3	16GA500G/3BV	✓
	4	16GA500G/4BV	✓
	5	16GA500G/5BV	✓
600mm GIRTH	Flat	16GA600G/FLV	✓
	1	16GA600G/1BV	✓
	2	16GA600G/2BV	✓
	3	16GA600G/3BV	✓
	4	16GA600G/4BV	✓
	5	16GA600G/5BV	✓
700mm GIRTH	Flat	16GA700G/FLV	✓
	1	16GA700G/1BV	✓
	2	16GA700G/2BV	✓
	3	16GA700G/3BV	✓
	4	16GA700G/4BV	✓
	5	16GA700G/5BV	✓
800mm GIRTH	Flat	16GA800G/FLV	✓
	1	16GA800G/1BV	✓
	2	16GA800G/2BV	✓
	3	16GA800G/3BV	✓
	4	16GA800G/4BV	✓
	5	16GA800G/5BV	✓

	BENDS	CODE	GALV.
900mm GIRTH	Flat	16GA900G/FLV	✓
	1	16GA900G/1BV	✓
	2	16GA900G/2BV	✓
	3	16GA900G/3BV	✓
	4	16GA900G/4BV	✓
	5	16GA900G/5BV	✓
1000mm GIRTH	Flat	16GA1000G/FLV	✓
	1	16GA1000G/1BV	✓
	2	16GA1000G/2BV	✓
	3	16GA1000G/3BV	✓
	4	16GA1000G/4BV	✓
	5	16GA1000G/5BV	✓
1200 GIRTHmm	Flat	16GA1200G/FLV	✓
	1	16GA1200G/1BV	✓
	2	16GA1200G/2BV	✓
	3	16GA1200G/3BV	✓
	4	16GA1200G/4BV	✓
	5	16GA1200G/5BV	✓

RAINWATER GOODS

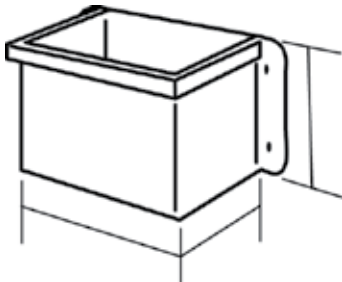
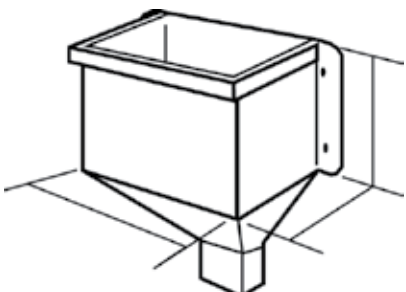
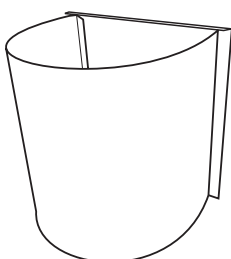
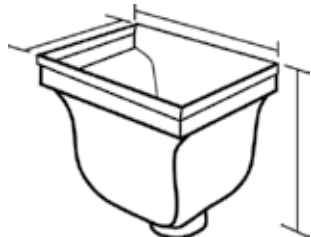
Rain Heads & Sumps

ALLOW 2 DAYS FROM ORDER FOR DELIVERY

*USE MATERIAL/COLOUR CODES WHERE ## APPEARS

C = COLORBOND®

Z = ZINCALUME®

ITEM	DESCRIPTION	PRODUCT CODE*	
Flat Bottom Rain Head AVAILABLE IN: 0.55 BMT COLORBOND® 0.55 BMT ZINCALUME®	200 x 175 x 200mm	RWHF200/175/200#	
	275 x 175 x 200mm	RWHF275/175/200#	
	275 x 225 x 225mm	RWHF275/225/225#	
	350 x 225 x 250mm	RWHF350/225/250#	
	350 x 300 x 225mm	RWHF350/300/225#	
	350 x 300 x 300mm	RWHF350/300/300#	
	375 x 300 x 300mm	RWHF375/300/300#	
	400 x 250 x 300mm	RWHF400/250/300#	
	400 x 350 x 300mm	RWHF400/350/300#	
	450 x 300 x 300mm	RWHF450/300/300#	
	500 x 225 x 225mm	RWHF500/225/225#	
	600 x 300 x 300mm	RWHF600/300/300#	
	600 x 300 x 375mm	RWHF600/300/375#	
	600 x 300 x 375mm	RWHF600/300/375#	
Tapered Bottom Rain Head AVAILABLE IN: 0.55 BMT COLORBOND® 0.55 BMT ZINCALUME®	200 x 175 x 200mm	RWHT200/175/200#	
	275 x 175 x 200mm	RWHT275/175/200#	
	275 x 225 x 225mm	RWHT275/225/225#	
	350 x 225 x 250mm	RWHT350/225/250#	
	350 x 300 x 225mm	RWHT350/300/225#	
	350 x 300 x 300mm	RWHT350/300/300#	
	375 x 300 x 300mm	RWHT375/300/300#	
	400 x 250 x 300mm	RWHT400/250/300#	
	400 x 350 x 300mm	RWHT400/350/300#	
	450 x 300 x 300mm	RWHT450/300/300#	
	500 x 225 x 225mm	RWHT500/225/225#	
	460 x 300 x 300mm	RWHT460/300/300#	
	600 x 300 x 375mm	RWHT600/300/375#	
	600 x 300 x 375mm	RWHT600/300/375#	
Cylindrical Rain Head AVAILABLE IN: 0.55 BMT COLORBOND® 0.55 BMT ZINCALUME®	200 x 175 x 200mm	RWHY200/175/200#	
	275 x 175 x 200mm	RWHY275/175/200#	
	275 x 225 x 225mm	RWHY275/225/225#	
	350 x 225 x 250mm	RWHY350/225/250#	
	350 x 300 x 225mm	RWHY350/300/225#	
	350 x 300 x 300mm	RWHY350/300/300#	
	375 x 300 x 300mm	RWHY375/300/300#	
	400 x 250 x 300mm	RWHY400/250/300#	
	400 x 350 x 300mm	RWHY400/350/300#	
	450 x 300 x 300mm	RWHY450/300/300#	
	500 x 225 x 225mm	RWHY500/225/225#	
	600 x 300 x 300mm	RWHY600/300/300#	
	600 x 300 x 375mm	RWHY600/300/375#	
	600 x 300 x 375mm	RWHY600/300/375#	
Colonial Rain Head AVAILABLE IN: 0.55 BMT COLORBOND® 0.55 BMT ZINCALUME®	300 x 240 x 250mm	RWCH300/240/250#	
	350 x 300 x 300mm	RWCH350/300/300#	

RAINWATER GOODS


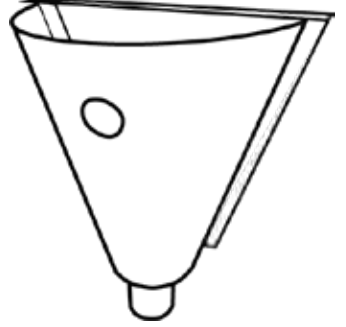
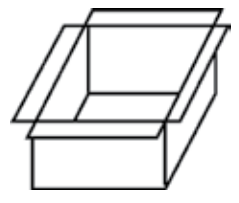
Rain Heads & Sumps

ALLOW 2 DAYS FROM ORDER FOR DELIVERY

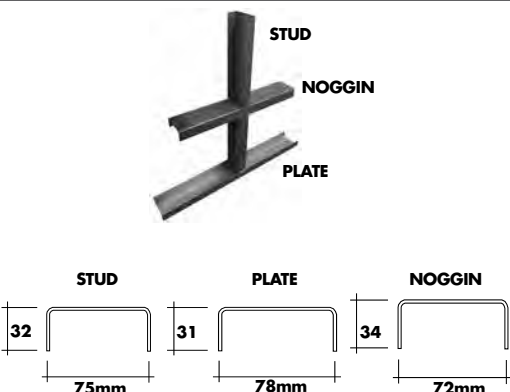
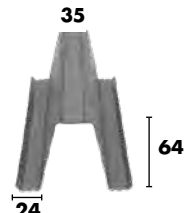
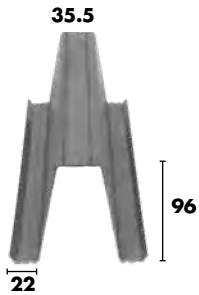
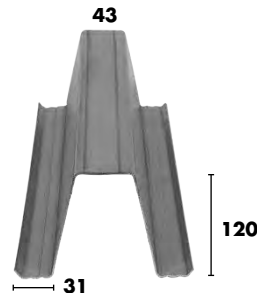
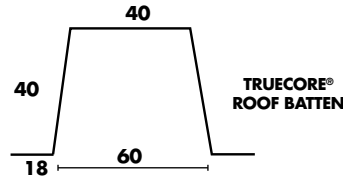
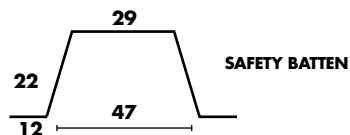
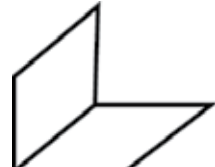
*USE MATERIAL/COLOUR CODES WHERE ## APPEARS

C = COLORBOND®

Z = ZINCALUME®

ITEM	DESCRIPTION	PRODUCT CODE*	
Ned Kelly Rain Head AVAILABLE IN: 0.55 BMT COLORBOND® 0.55 BMT ZINCALUME®	200 x 175 x 200mm	RWHN200/175/200#	
	275 x 175 x 200mm	RWHN275/175/200#	
	275 x 225 x 225mm	RWHN275/225/225#	
	350 x 225 x 250mm	RWHN350/225/250#	
	350 x 300 x 225mm	RWHN350/300/225#	
	350 x 300 x 300mm	RWHN350/300/300#	
	375 x 300 x 300mm	RWHN375/300/300#	
	400 x 250 x 300mm	RWHN400/250/300#	
	400 x 350 x 300mm	RWHN400/350/300#	
	450 x 300 x 300mm	RWHN450/300/300#	
	500 x 225 x 225mm	RWHN500/225/225#	
	600 x 300 x 300mm	RWHN600/300/300#	
	600 x 300 x 375mm	RWHN600/300/375#	
Conical Rain Head AVAILABLE IN: 0.55 BMT COLORBOND® 0.55 BMT ZINCALUME®	200 x 175 x 200mm	RWHO200/175/200#	
	275 x 175 x 200mm	RWHO275/175/200#	
	275 x 225 x 225mm	RWHO275/225/225#	
	350 x 225 x 250mm	RWHO350/225/250#	
	350 x 300 x 225mm	RWHO350/300/225#	
	350 x 300 x 300mm	RWHO350/300/300#	
	375 x 300 x 300mm	RWHO375/300/300#	
	400 x 250 x 300mm	RWHO400/250/300#	
	400 x 350 x 300mm	RWHO400/350/300#	
	450 x 300 x 300mm	RWHO450/300/300#	
	500 x 225 x 225mm	RWHO500/225/225#	
	600 x 300 x 300mm	RWHO600/300/300#	
	600 x 300 x 375mm	RWHO600/300/375#	
Rain Sump AVAILABLE IN: 0.55 BMT COLORBOND® 0.55 BMT ZINCALUME®	200 x 200 x 100mm	RWSU200/200/100#	
	300 x 300 x 100mm	RWSU300/300/100#	
	350 x 400 x 150mm	RWSU350/400/150#	
	400 x 400 x 100mm	RWSU400/400/100#	
	400 x 450 x 150mm	RWSU400/450/150#	
	450 x 500 x 150mm	RWSU450/500/150#	
	500 x 500 x 100mm	RWSU500/500/100#	
	600 x 600 x 100mm	RWSU600/600/100#	

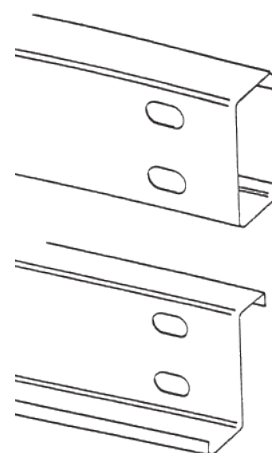
STUD FRAMING

ITEM	DESCRIPTION	PRODUCT CODE	
STEEL BUILDING FRAME COMPONENTS			
Stud 75 x 32mm - Truecore® BUY IN*	1.0 BMT	STDSTUDD-10V	
Stud 75mm x 7.5m - Truecore® Blue		STDSTUDD75	
Noggin 72 x 32mm - Truecore® BUY IN*		STDNOGGN-10	
Noggin 72.5 x 7.5m - Truecore® Yellow		STDNOGG75	
Plate 78 x 31mm - Truecore® BUY IN*		STDPLATE-10V	
Plate 77.5mm x 7.5m - Truecore® Red		STDPLATE75	
TOP HATS			
64mm Max. Length 9m *ALLOW 2 - 4 DAYS FOR BUY IN PRODUCTS	0.75 BMT	TOPHATB6475V	
	1.0 BMT	TOPHATB6410V	
	1.2 BMT BUY IN*	TOPHATB6412V	
96mm Max. Length 9m	0.75 BMT	TOPHAT09675V	
	1.0 BMT	TOPHAT09610V	
	1.2 BMT	TOPHAT09612V	
120mm *ALLOW 2 - 4 DAYS FOR BUY IN PRODUCTS	0.70 BMT BUY IN*	TOPHAT12070V	
	0.90 BMT BUY IN*	TOPHAT12090V	
	1.2 BMT BUY IN*	TOPHAT12012V	
ROOF & CEILING BATTENS			
40mm Roof Batten x 6.5m	0.55 BMT	RBATT65	
40mm Roof Batten x 7.5m Truecore®		RBATT75 3 DAY LEAD TIME	
40mm Roof Batten x 7.5m Cyclonic Truecore®		RBATT75	
Pop Up Roof Over Batten 6m Zinc G550 Truecore®	1.22 BMT	ROOFOVERBATTEN	
Safety Batten x 6.5m	0.42 BMT	SBATT65	
Safety Batten x 7.5m Zinc		SBATT75	
Ceiling Batten x 6.1m Truecore®		CBATT61	
Ceiling Batten x 6.5m Truecore®		CBATT65	
TRIM ANGLE			
38mm x 38mm x 3.3m	1.2 BMT	TRIMANGLE33	
38mm x 38mm x 6.0m		TRIMANGLE60	
50mm x 50mm x 3.3m		TRIMANGLE5033	
50mm x 50mm x 6.0m		TRIMANGLE5060	

PURLINS & GIRTS

Standard & MEGA C & Z Purlins

ITEM		SECTION	C SECTION CODE	Z SECTION CODE	APPROX. WEIGHT KG/M
Standard Purlins	100	10010	C10010-PURLV	Z10010-PURLV	1.77
		10012	C10012-PURLV	Z10012-PURLV	2.10
		10015	C10015-PURLV	Z10015-PURLV	2.61
		10019	C10019-PURLV	Z10019-PURLV	3.29
	150	15012	C15012-PURLV	Z15012-PURLV	2.89
		15015	C15015-PURLV	Z15015-PURLV	3.58
		15019	C15019-PURLV	Z15019-PURLV	4.50
		15024	C15024-PURLV	Z15024-PURLV	5.68
	200	20012	C20012-PURLV	Z20012-PURLV	3.62
		20015	C20015-PURLV	Z20015-PURLV	4.48
		20019	C20019-PURLV	Z20019-PURLV	5.75
		20024	C20024-PURLV	Z20024-PURLV	7.19
	250	25015	C25015-PURLV	Z25015-PURLV	5.15
		25019	C25019-PURLV	Z25019-PURLV	6.49
		25024	C25024-PURLV	Z25024-PURLV	8.20
	300	30024	C30024-PURLV	Z30024-PURLV	10.10
		30030	C30030-PURLV	Z30030-PURLV	12.50
	350	35030	C35030-PURLV	Z35030-PURLV	15.15
	400	40030	C40030-PURLV	Z40030-PURLV	18.7
	40030 FLANGE	96mm Flange	C40030-096FV	Z40030-096FV	15.15
		105mm Flange	C40030-105FV	Z40030-105FV	
		125mm Flange	C40030-125FV	Z40030-125FV	16.67
Z450 Purlins	150	15012	C15012-Z450V	Z15012-Z450V	2.89
		15015	C15015-Z450V	Z15015-Z450V	3.58
		15019	C15019-Z450V	Z15019-Z450V	4.50
		15024	C15024-Z450V	Z15024-Z450V	5.68
	200	20019	C20019-Z450V	Z20019-Z450V	5.75
		20024	C20024-Z450V	Z20024-Z450V	7.19
	250	25019	C25019-Z450V	Z25019-Z450V	6.49
Mega Purlins	150	15012	MC15012PURLV	MZ15012PURLV	2.89
		15015	MC15015PURLV	MZ15015PURLV	3.58
		15019	MC15019PURLV	MZ15019PURLV	4.50
		15024	MC15024PURLV	MZ15024PURLV	5.68
	200	20012	MC20012PURLV	MZ20012PURLV	3.62
		20015	MC20015PURLV	MZ20015PURLV	4.48
		20019	MC20019PURLV	MZ20019PURLV	5.75
		20024	MC20024PURLV	MZ20024PURLV	7.19
	250	25015	MC25015PURLV	MZ25015PURLV	5.15
		25019	MC25019PURLV	MZ25019PURLV	6.49
		25024	MC25024PURLV	MZ25024PURLV	8.20
	300	30024	MC30024PURLV	MZ30024PURLV	10.10
		30030	MC30030PURLV	MZ30030PURLV	12.50
	350	35030	MC35030PURLV	MZ35030PURLV	15.15



HOLE CENTRES

All holes are 18 x 22mm elongated punched to AISC gauge lines.



Other holes also available. Enquire with Metroll.

PURLINS & GIRTS

Nesting Channels

ITEM	DESCRIPTION	PRODUCT CODE
Nesting Channels	105 x 55 x 1.2 - Variable Length	NESTCH10412V
	105 x 55 x 1.5 - Variable Length	NESTCH10415V
	105 x 55 x 1.9 - Variable Length	NESTCH10419V
	157 x 70 x 1.2 - Variable Length	NESTCH15412V
	157 x 70 x 1.5 - Variable Length	NESTCH15415V
	157 x 70 x 1.9 - Variable Length	NESTCH15419V
	157 x 70 x 2.4 - Variable Length	NESTCH15424V
	157 x 68 x 1.9 - Variable Length	NESTCH15719V
	207 x 84 x 1.5 - Variable Length	NESTCH20715V
	207 x 84 x 1.9 - Variable Length	NESTCH20719V
	207 x 84 x 2.4 - Variable Length	NESTCH20724V
	259 x 84 x 1.5 - Variable Length	NESTCH25715V
	259 x 84 x 1.9 - Variable Length	NESTCH25719V
	259 x 84 x 2.4 - Variable Length	NESTCH25724V
	305 x 110 x 2.4 - Variable Length	NESTCH30724V
	305 x 110 x 3.0 - Variable Length	NESTCH30730V

SAFEBRIDGE® PURLIN SYSTEM

ITEM	DESCRIPTION	PRODUCT CODE	
Safebridge® Support Bracket		SBBRACKET	
Safebridge® Adjustable Bridging	400mm to 610mm	SBBRIDGE4/6	
	610mm to 910mm	SBBRIDGE6/9	
	910mm to 1210mm	SBBRIDGE9/12	
	1210mm to 1360mm	SBBRIDGE12/13	
	1200mm to 1800mm	SBBRIDGE12/18	

BRIDGING

Bridging is made up of a Channel and 2 Bridging End Components at either end of the Channel. Channel and Ends vary depending on the type of bridging required.

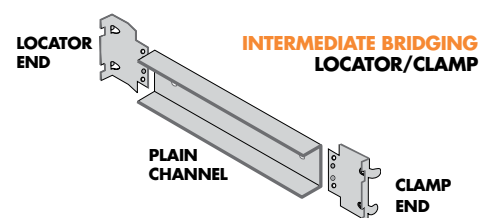
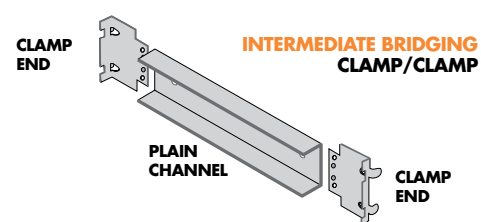
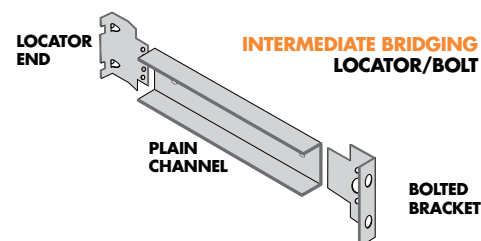
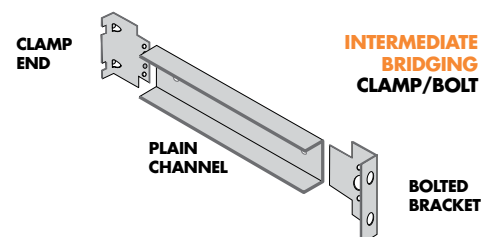
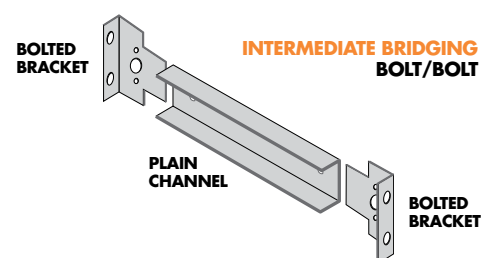
PRODUCT	CHANNEL TYPE	CODE
QUOTING CODES		
Intermediate Bridging	Plain	INTERBRIDGEV
Adjustable Fascia Bridging	Plain & Slotted	ADJFABRIDGEV
Ridge Bridging	Turnbuckle with Channel	RIDGEBRIDGEV
Swivel/Slotted Channel Bridging	Slotted	SWIVLBRIDGEV
Girt Foot Bridging	Slotted	GFOOTBRIDGEV
Girt Hanger Bridging	Slotted	GHANGBRIDGEV
Heavy Duty Bridging	Heavy Duty (150 Purlin)	HDUTYBRIDGEV

BRIDGING HOLE CENTRES	
Select bridging hole centres to match purlins	40mm
	60mm
	110mm
	160mm
	210mm
	260mm

INTERMEDIATE BRIDGING

The basic connecting member between purlins. Intermediate Bridging generally comprises a Locator End and a Clamp End attached to cut-to-length Plain Channel.

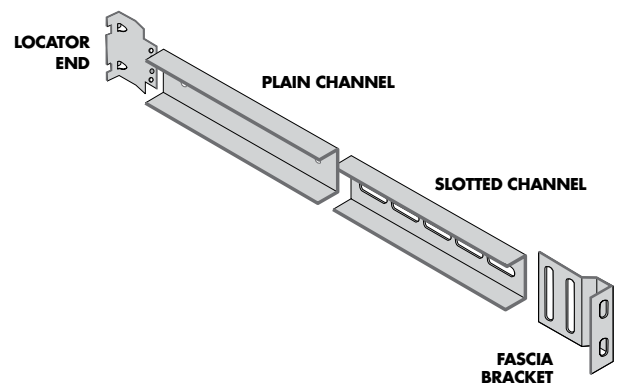
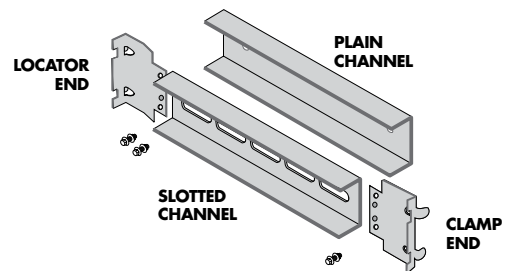
END TYPE	CHANNEL TYPE	CODE
BOLT / BOLT		
40 Bolt / 40 Bolt	Plain Channel	IBBB100BRIDV
60 Bolt / 60 Bolt		IBBB150BRIDV
110 Bolt / 110 Bolt		IBBB200BRIDV
160 Bolt / 160 Bolt		IBBB250BRIDV
210 Bolt / 210 Bolt		IBBB300BRIDV
260 Bolt / 260 Bolt		IBBB350BRIDV
BOLT / CLAMP		
40 Bolt / 40 Clamp	Plain Channel	ICB100BRIDV
60 Bolt / 60 Clamp		ICB150BRIDV
110 Bolt / 110 Clamp		ICB200BRIDV
160 Bolt / 160 Clamp		ICB250BRIDV
BOLT / LOCATOR		
40 Bolt / 40 Locator	Plain Channel	IBLB100BRIDV
60 Bolt / 60 Locator		IBLB150BRIDV
110 Bolt / 110 Locator		IBLB200BRIDV
160 Bolt / 160 Locator		IBLB250BRIDV
CLAMP / CLAMP		
40 Clamp / 40 Clamp	Plain Channel	IBCC100BRIDV
60 Clamp / 60 Clamp		IBCC150BRIDV
110 Clamp / 110 Clamp		IBCC200BRIDV
160 Clamp / 160 Clamp		IBCC250BRIDV
CLAMP / LOCATOR		
40 Clamp / 40 Locator	Plain Channel	IBLC100BRIDV
60 Clamp / 60 Locator		IBLC150BRIDV
110 Clamp / 110 Locator		IBLC200BRIDV
160 Clamp / 160 Locator		IBLC250BRIDV
LOCATOR / LOCATOR		
40 Locator / 40 Locator	Plain Channel	IBLL100BRIDV
60 Locator / 60 Locator		IBLL150BRIDV
110 Locator / 110 Locator		IBLL200BRIDV
160 Locator / 160 Locator		IBLL250BRIDV



BRIDGING Adjustable

Use to provide support to the first internal purlin and for straightening and securing the Fascia Purlin.

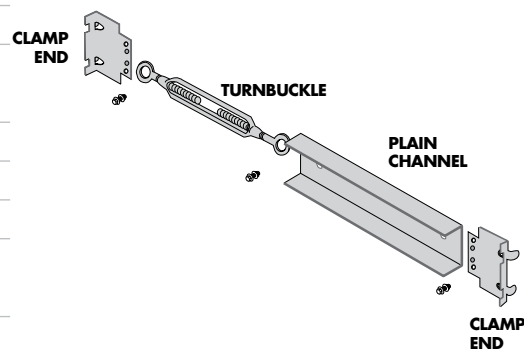
END TYPE	CHANNEL TYPE	CODE
BOLT / BOLT		
40 Bolt / 40 Bolt	Plain & Slotted Channel	FBBB100BRIDV
60 Bolt / 60 Bolt		FBBB150BRIDV
110 Bolt / 110 Bolt		FBBB200BRIDV
160 Bolt / 160 Bolt		FBBB250BRIDV
BOLT / CLAMP		
40 Bolt / 40 Clamp	Plain & Slotted Channel	FBCB100BRIDV
60 Bolt / 60 Clamp		FBCB150BRIDV
110 Bolt / 110 Clamp		FBCB200BRIDV
160 Bolt / 160 Clamp		FBCB250BRIDV
BOLT / LOCATOR		
40 Bolt / 40 Locator	Plain & Slotted Channel	FBLB100BRIDV
60 Bolt / 60 Locator		FBLB150BRIDV
110 Bolt / 110 Locator		FBLB200BRIDV
160 Bolt / 160 Locator		FBLB250BRIDV
CLAMP / CLAMP		
40 Clamp / 40 Clamp	Plain & Slotted Channel	FBCC100BRIDV
60 Clamp / 60 Clamp		FBCC150BRIDV
110 Clamp / 110 Clamp		FBCC200BRIDV
160 Clamp / 160 Clamp		FBCC250BRIDV
CLAMP / LOCATOR		
40 Clamp / 40 Locator	Plain & Slotted Channel	FBLC100BRIDV
60 Clamp / 60 Locator		FBLC150BRIDV
110 Clamp / 110 Locator		FBLC200BRIDV
160 Clamp / 160 Locator		FBLC250BRIDV
LOCATOR / LOCATOR		
40 Locator / 40 Locator	Plain & Slotted Channel	FBLL100BRIDV
60 Locator / 60 Locator		FBLL150BRIDV
110 Locator / 110 Locator		FBLL200BRIDV
160 Locator / 160 Locator		FBLL250BRIDV
BOLT / FASCIA		
60 Bolt / 60 Fascia	Plain & Slotted Channel	FBFB150BRIDV
110 Bolt / 110 Fascia		FBFB200BRIDV
160 Bolt / 160 Fascia		FBFB250BRIDV
CLAMP / FASCIA		
60 Clamp / 60 Fascia	Plain & Slotted Channel	FBFC150BRIDV
110 Clamp / 110 Fascia		FBFC200BRIDV
160 Clamp / 160 Fascia		FBFC250BRIDV
LOCATOR / FASCIA		
60 Locator / 60 Fascia	Plain & Slotted Channel	FBLF150BRIDV
110 Locator / 110 Fascia		FBLF200BRIDV
160 Locator / 160 Fascia		FBLF250BRIDV
FASCIA / FASCIA		
60 Fascia / 60 Fascia	Plain & Slotted Channel	FBFF150BRIDV
110 Fascia / 110 Fascia		FBFF200BRIDV
160 Fascia / 160 Fascia		FBFF250BRIDV



BRIDGING Ridge

Adjustable bridging used at the apex of a roof.

END TYPE	CHANNEL TYPE	CODE
BOLT / BOLT		
40 Bolt / 40 Bolt	Turnbuckle with Channel	RBBB100BRIDV
60 Bolt / 60 Bolt		RBBB150BRIDV
110 Bolt / 110 Bolt		RBBB200BRIDV
160 Bolt / 160 Bolt		RBBB250BRIDV
BOLT / CLAMP		
40 Bolt / 40 Clamp	Turnbuckle with Channel	RBCB100BRIDV
60 Bolt / 60 Clamp		RBCB150BRIDV
110 Bolt / 110 Clamp		RBCB200BRIDV
160 Bolt / 160 Clamp		RBCB250BRIDV
BOLT / LOCATOR		
40 Bolt / 40 Locator	Turnbuckle with Channel	RBLB100BRIDV
60 Bolt / 60 Locator		RBLB150BRIDV
110 Bolt / 110 Locator		RBLB200BRIDV
160 Bolt / 160 Locator		RBLB250BRIDV
CLAMP / CLAMP		
40 Clamp / 40 Clamp	Turnbuckle with Channel	RBCC100BRIDV
60 Clamp / 60 Clamp		RBCC150BRIDV
110 Clamp / 110 Clamp		RBCC200BRIDV
160 Clamp / 160 Clamp		RBCC250BRIDV
CLAMP / LOCATOR		
40 Clamp / 40 Locator	Turnbuckle with Channel	RBLC100BRIDV
60 Clamp / 60 Locator		RBLC150BRIDV
110 Clamp / 110 Locator		RBLC200BRIDV
160 Clamp / 160 Locator		RBLC250BRIDV
LOCATOR / LOCATOR		
40 Locator / 40 Locator	Turnbuckle with Channel	RBLL100BRIDV
60 Locator / 60 Locator		RBLL150BRIDV
110 Locator / 110 Locator		RBLL200BRIDV
160 Locator / 160 Locator		RBLL250BRIDV



END TYPE	CHANNEL TYPE	CODE
BOLT / BOLT		
40 Bolt / 40 Bolt	Slotted Channel	SBBB100BRIDV
60 Bolt / 60 Bolt		SBBB150BRIDV
110 Bolt / 110 Bolt		SBBB200BRIDV
160 Bolt / 160 Bolt		SBBB250BRIDV
BOLT / CLAMP		
40 Bolt / 40 Clamp	Slotted Channel	SBCB100BRIDV
60 Bolt / 60 Clamp		SBCB150BRIDV
110 Bolt / 110 Clamp		SBCB200BRIDV
160 Bolt / 160 Clamp		SBCB250BRIDV
BOLT / LOCATOR		
40 Bolt / 40 Locator	Slotted Channel	SBLB100BRIDV
60 Bolt / 60 Locator		SBLB150BRIDV
110 Bolt / 110 Locator		SBLB200BRIDV
160 Bolt / 160 Locator		SBLB250BRIDV
CLAMP / CLAMP		
40 Clamp / 40 Clamp	Slotted Channel	SBCC100BRIDV
60 Clamp / 60 Clamp		SBCC150BRIDV
110 Clamp / 110 Clamp		SBCC200BRIDV
160 Clamp / 160 Clamp		SBCC250BRIDV
CLAMP / LOCATOR		
40 Clamp / 40 Locator	Slotted Channel	SBLC100BRIDV
60 Clamp / 60 Locator		SBLC150BRIDV
110 Clamp / 110 Locator		SBLC200BRIDV
160 Clamp / 160 Locator		SBLC250BRIDV
LOCATOR / LOCATOR		
40 Locator / 40 Locator	Slotted Channel	SBLL100BRIDV
60 Locator / 60 Locator		SBLL150BRIDV
110 Locator / 110 Locator		SBLL200BRIDV
160 Locator / 160 Locator		SBLL250BRIDV

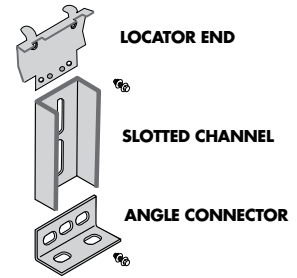
BRIDGING

Girt Foot, Girt Hangers & Tie Rods

GIRT FOOT

Use to transfer downward forces to the floor in girt bridging and where adjustment/alignment to the bottom purlin is required.

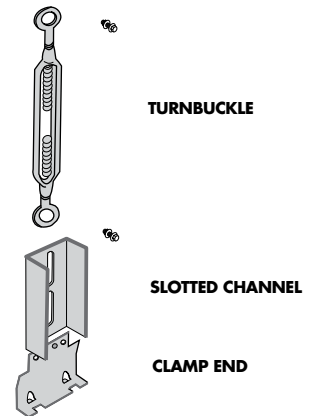
END TYPE	CHANNEL TYPE	CODE
ANGLE CONNECTOR / BOLT		
40 Angle Connector / 40 Bolt	Slotted Channel	GFBA100BRIDV
60 Angle Connector / 60 Bolt		GFBA150BRIDV
110 Angle Connector / 110 Bolt		GFBA200BRIDV
160 Angle Connector / 160 Bolt		GFBA250BRIDV
ANGLE CONNECTOR / CLAMP		
40 Angle Connector / 40 Clamp	Slotted Channel	GFCA100BRIDV
60 Angle Connector / 60 Clamp		GFCA150BRIDV
110 Angle Connector / 110 Clamp		GFCA200BRIDV
160 Angle Connector / 160 Clamp		GFCA250BRIDV
ANGLE CONNECTOR / LOCATOR		
40 Angle Connector / 40 Locator	Slotted Channel	GFLA100BRIDV
60 Angle Connector / 60 Locator		GFLA150BRIDV
110 Angle Connector / 110 Locator		GFLA200BRIDV
160 Angle Connector / 160 Locator		GFLA250BRIDV



GIRT HANGER

Use to assist with alignment and stability. Usually attached to the Slotted Channel in the Fascia Bridging assembly by a Turnbuckle.

END TYPE	CHANNEL TYPE	CODE
TURNBUCKLE / BOLT		
40 Turnbuckle / 40 Bolt	Slotted Channel	GFBA100BRIDV
60 Turnbuckle / 60 Bolt		GFBA150BRIDV
110 Turnbuckle / 110 Bolt		GFBA200BRIDV
160 Turnbuckle / 160 Bolt		GFBA250BRIDV
TURNBUCKLE / CLAMP		
40 Turnbuckle / 40 Clamp	Slotted Channel	GFCA100BRIDV
60 Turnbuckle / 60 Clamp		GFCA150BRIDV
110 Turnbuckle / 110 Clamp		GFCA200BRIDV
160 Turnbuckle / 160 Clamp		GFCA250BRIDV
TURNBUCKLE / LOCATOR		
40 Turnbuckle / 40 Locator	Slotted Channel	GFLA100BRIDV
60 Turnbuckle / 60 Locator		GFLA150BRIDV
110 Turnbuckle / 110 Locator		GFLA200BRIDV
160 Turnbuckle / 160 Locator		GFLA250BRIDV


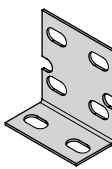
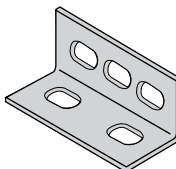
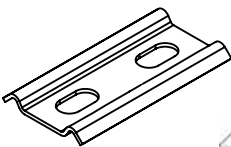

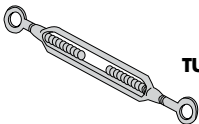




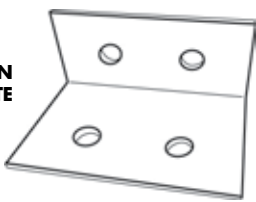
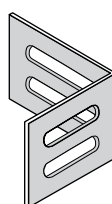


TIE RODS

Tie Rods	M12 x 1m PC8.8 Galv. Hi Tensile	T/RODM12
	M12 x 3m PC8.8 Galv. Hi Tensile	T/RODM1230
	M16 x 1m PC8.8 Galv. Hi Tensile	T/RODM16
	Variable Length	THREADROD30V
Washer	M12 x 28 x 2.5 Galv. Flat Washer	TIERODWASH
	M16 x 28 x 2.5 Galv. Flat Washer	TIERODWASHM16
Nut	M12 Class 8 Galv. Hex Nut	TIERODNUT
	M16 Class 8 Galv. Hex Nut	TIERODNUT16














BRACKETS & PLATES

ITEM	DESCRIPTION - PRODUCT CODE				
General Purpose Brackets	100	GPB/100	250	GPB/250	 GENERAL PURPOSE BRACKET
	150	GPB/150	300	GPB/300	
	200	GPB/200			
Mega Purlin Brackets	150	MPB/150	250	MPB/250	 MEGA PURLIN BRACKET
	200	MPB/200	300	MPB/300	
Angle Connectors	100	AC/100	250	AC/250	 ANGLE CONNECTOR
	150	AC/150	300	AC/300	
	200	AC/200			
Clamp Plates	100	CP/100	250	CP/250	 CLAMP PLATE
	150	CP/150	300	CP/300	
	200	CP/200			
Universal Cleat Plates	100	CL/100	200	CL/200	 UNIVERSAL CLEAT PLATE
	150	CL/150	250	CL/250	
Turnbuckle		10mm Galv. E/E		250TURNBUCKLE	 TURNBUCKLE
Fascia Purlin Bracket	100	FPB100	200	FPB200	 FASCIA PURLIN BRACKET
	150	FPB150	250	FPB250	
Clamps	100	40CLAMP	200	110CLAMP	 CLAMP
	150	60CLAMP	250	160CLAMP	
Locators	40	40LOCATOR	110	110LOCATOR	 LOCATOR
	60	60LOCATOR	250	160LOCATOR	
Bolted End Brackets	100	40BOLTED/END	250	160BOLTED/END	 BOLTED END BRACKET
	150	60BOLTED/END	300	210BOLTED/END	
	200	110BOLTED/END			
Column Base Plates	64	PLCBASE64C	250	PLCBASE250C	 COLUMN BASE PLATE
	100	PLCBASE100C	300	PLCBASE300C	
	150	PLCBASE150C	350	PLCBASE350C	
	200	PLCBASE200C	400	PLCBASE400C	
Raking Girt Brackets		100		RGB/100	 RAKING GIRT BRACKET
Purlin Bolts x 100 per Box		12 x 30 Bolt/Nut/2 x Washers GR 4.6		12X30PB46	
Flanged Purlin Bolts x 200 per Box		12 x 30 Bolt/Built in Flanged Washer on Nut GR 4.6		12X30FPB46	
Flanged Purlin Bolts x 100 per Box		12 x 30 Bolt/Nut/Washer GR 8.8 NOT STOCKED		12X30FPB88	
Fascia Bolts x 100 per Box		12 x 30 Bolt/Nut/Washer GR 4.6		12X30FB46	

COLORBOND® FENCING

ALLOW 2 DAYS FROM ORDER FOR DELIVERY.

*USE MATERIAL/COLOUR CODES WHERE ## APPEARS.

ITEM	HEIGHT/LENGTH (mm)	PRODUCT CODE*	
Fence Posts	1800	FNP##18	
	2100	FNP##21	
	2700	FNP##27	
	3000	FNP##30	
Fence Rails	806	FRM##80	
	1500	FRM##150	
	2365	FRM##23	
	3125	FRM##31	
Metscreen Steel Lattice 2.4m	300	METSCREEN##24	
Trimclad® Fence Sheets 0.35 BMT DOUBLE SIDED COVERAGE 762mm	1200	FNS##12	
	1500	FNS##15	
	1800	FNS##18	
	2100	FNS##21	
Metline Fence Sheets 0.35 BMT DOUBLE SIDED COVERAGE 762mm	1200	FMS##12	
	1500	FMS##15	
	1800	FMS##18	
	2100	FMS##21	
MetZag Fence Sheets 0.35 BMT DOUBLE SIDED COVERAGE 762mm	1200	FZS##12	
	1500	FZS##15	
	1800	FZS##17	
	2100	FZS##21	
Corodek® Fence Sheets 0.35 BMT DOUBLE SIDED COVERAGE 762mm	1200	FCS##12	
	1500	FCS##15	
	1800	FCS##18	
	2100	FCS##21	
Corodek Rail Channel Pack - Contains 2 Channels		CRC##	1x Pack required per 2365mm fence panel
Tek Screws	10-16 x 16 Hex Tek	TKH101B46##	
MAC Atlas Fence Sheets 0.40 BMT DOUBLE SIDED COVERAGE 762mm AVAILABLE IN: BASALT®, MONUMENT®, SURFMIST®	1800 H	FAS##18	
MAC Gemini Fence Sheets 0.40 BMT DOUBLE SIDED COVERAGE 760mm AVAILABLE IN: BASALT®, MONUMENT®, SURFMIST®	1800 H	FGS##18	
Koala Fencing 0.40 BMT DOUBLE SIDED AVAILABLE IN: COTTAGE GREEN®, NIGHT SKY®, WOODLAND GREY®	600 x 3100	KOALA-##	

COLORBOND® FENCING

Gates & Accessories





ALLOW 2 DAYS FROM ORDER FOR DELIVERY.
*USE MATERIAL/COLOUR CODES WHERE ## APPEARS.

ITEM	DESCRIPTION	PRODUCT CODE*	
Gate Stiles 2 STILES REQUIRED PER GATE	1.2m	GST##12	 D LATCH & STRIKER PLATE
	1.5m	GST##15	
	1.8m	GST##18	
Gate Posts	65 x 65 x 2400mm	GP65##24	
	65 x 65 x 3000mm	GP65##30	
Gate Post Concrete Support	5mm Concealed	GPGS	
Gate Hinge Kit	16 screws per set	FNGHKIT	 D LATCH & STRIKER PLATE
D Latch & Striker Plate		LATCHD/S	
Latch Handle		LATCHHANDLE	
Fence Drop Bolt		FNDBOLT	
Black Post Caps	57 x 35mm	CAPS5735	
	65mm Post	CAP65	
Fence Post Caps - Black Uncoated	Single	FNPCAPSINS	
	Double	FNPCAPDBNS	
Fence Post Caps - Coloured	65mm Cap	CAP65##	
	Single Cap	FNPCAPSI##	
	Double Cap	FNPCAPDB##	
Double Hinge Kit - Black	For PA doors & single gates	DDHINGE	
Gate Handle - Black	Fits Left & Right hand opening gates	DDHANDLE	
LOKKLATCH® Deluxe Series 3 - Black	With Front Button	DDLATCHDELUXE	
T-LATCH® - Black	Toggle style latch	DDLATCH	 <p>PADLOCK NOT INCLUDED</p>
Drop Bolt - Black	610mm metal	DDDROPBOLT	 <p>PADLOCK NOT INCLUDED</p>

HOME IMPROVEMENTS

Patio Sheeting & Accessories










*USE MATERIAL/COLOUR CODES WHERE ## APPEARS.

ITEM	DESCRIPTION	PRODUCT CODE*		
<div>Solarspan® Panels - 1m wide</div> <div>AVAILABLE IN: Surfmist®, Classic Cream™, Paperbark®, Pale Eucalypt®, Manor Red®, Shale Grey™, Dune®, Woodland Grey®, Basalt®.</div> <div>UNDERSIDE FINISH: Surfmist® Smooth or Elegance</div> <div>ALLOW 10 DAYS FROM ORDER FOR DELIVERY</div>	50mm	SOLARSP##50V	<div></div> <div>1 METRE WIDE MIN. LENGTH 1.6m</div>	
	75mm	SOLARSP##75V		
	100mm	SOLARS##100V		
	125mm	SOLARS##125V		
	150mm	SOLARS##150V		
INSULATED PANEL FASTENERS				
Timber Fasteners	14 x 115mm	AOT17RC115##	<div></div>	
	14 x 150mm	AOT17RC150##		
Type 17, Class 4, Ridge Cap x1000 per pack	14 x 175mm	AOT17RC175##		
	14 x 200mm	AOT17RC200##		
Metal Fasteners	14 x 125mm	AOTEKRC125##		
	14 x 150mm	AOTEKRC150##		
Teks, Class 4, Multi Seal x1000 per pack	14 x 175mm	AOTEKRC175##		
	14 x 250mm	AOTEKRC250##		
Seal & Infill Strips	Solarspan® Panel Infill Strip 1m	AOFILLSTRIP		
	50mm Receiver Channel Seal 4.5m Roll	AOSEALADHSV50		
	80mm Receiver Channel Seal 4.5m Roll	AOSEALADHSV80		
Aussie Deck Sheeting/Spanplus 500®	0.42 BMT Double Sided 80% Gloss	42##AUSSIDSV	<div></div>	
NON-CYCLONIC				
AVAILABLE IN: Thredbo White®, Classic Cream™, Paperbark®, Monument®				
ALLOW 2 DAYS FROM ORDER FOR DELIVERY				
Aussie Deck Sheeting/Spanplus 500® FASTENERS				
TIMBER SUPPORTS	#10 x 25mm Hex Head Type 17 Screw + EPDM Washer			
STEEL SUPPORTS 0.48mm - 1.5mm BMT	M6 x 25mm Hex Head Universal Screw + EPDM Washer			
STEEL SUPPORTS 1.5mm - 4.5mm BMT	#10 x 16mm Hex Head Self Drilling Screw + EPDM Washer			
RECEIVER	3.2mm Aluminium Rivets + EPDM Washer			
<div>Insulroof® Panels - 1m wide</div> <div>AVAILABLE IN: Surfmist®, Classic Cream™, Paperbark®, Pale Eucalypt®, Manor Red®, Shale Grey™, Dune®, Woodland Grey®, Basalt®, Zinalume®.</div> <div>UNDERSIDE FINISH: Surfmist® Smooth or Elegance</div> <div>ALLOW 10 DAYS FROM ORDER FOR DELIVERY</div>	50mm	INSULR##050V		<div></div> <div>1 METRE WIDE MIN. LENGTH 1.6m</div>
	75mm	INSULR##075V		
	100mm	INSULR##100V		
	125mm	INSULR##125V		
	150mm	INSULR##150V		
Downlight Kit	Warm	DOWNLIGHT-WARM		
	Cool	DOWNLIGHT-COOL		
KIT CONTENTS: 1 x 9W LED Downlight 1 x 9W Driver 2 x 6m DC Extension Leads 1 x White Trim (fitted) 1 x Brushed Chrome Trim (Optional)				

HOME IMPROVEMENTS

Steel Patio Beams & Columns

*USE MATERIAL/COLOUR CODES WHERE ## APPEARS.

ITEM	DESCRIPTION	PRODUCT CODE*	
METBEAM PATIO BEAMS & COLUMNS			
Patio Beam AVAILABLE IN: Classic Cream™, Monument®, Night Sky®, Surfmist®, Thredbo White®, Woodland Grey®	100 x 50	RB10100##80V	 PATIO BEAM
	150 x 50 x 3000mm	MBBEAM15030##	
	150 x 50 x 6000mm	MBBEAM15060##	
	150 x 50 x 8000mm	MBBEAM15080##	
SHS Patio Columns AVAILABLE IN: Classic Cream™ & Surfmist®	50 x 50 x 4000mm Steel Post	MBCOLUMN5040##	 SHS PATIO COLUMN
	90 x 90 x 4000mm Steel Post	CPPOST##	
Patio Receiver Channel AVAILABLE IN: Classic Cream™, Paperbark®, Thredbo White®	3600mm	AORCHNL36##	
	7200mm	AORCHNL72##	
Plastic Beam End Cap	Available in Surfmist & Classic Cream	MBBEC150##	 PLASTIC BEAM END CAP
Metal Beam End Cap	Surfmist	MBBEC5M	
	Classic Cream	MBBEC5C	 METAL BEAM END CAP
Saddle Bracket	Available in Surfmist & Classic Cream	MBBSB##	
Suspension Bracket	Available in Surfmist & Classic Cream	MBBSMB##	
Beam to Beam Inline Connector	Zinc	MBIBC	
Beam to Column Connector	Galvanised U-Type	MBCBC	
Gate Post Ground Support	Concealed 5mm. Suits 65mm post	GP GS	
Bolts	10 x 75mm True Bolt - Zinc, Galv. Yellow	TRUEBOLT10X75ZY	
	3/8 unc. x 2.5 Zinc Bolt & N2 Nylon Washers	MBBOLTZP	
	M10 x 120 Galv Bolt, Nylok Nut & 2 Nylon Washers	MBBOLTZP	

HOME IMPROVEMENTS

Rolled Patio Beams & Columns



*USE MATERIAL/COLOUR CODES WHERE ## APPEARS.

ITEM	DESCRIPTION	PRODUCT CODE*	
Rolled Beam AVAILABLE IN: Classic Cream™ Monument® Night Sky® Surfmist® Thredbo White® Woodland Grey®	100 x 50mm, G550S, Z725	RB10100##80V	
	150 x 50mm, G550S, AM100	RB10150##80V	
	200 x 50mm, G550S, AM100	RB10200##80V	
End Cap AVAILABLE IN: Classic Cream™ Monument® Night Sky® Surfmist® & Surfmist® Low Gloss, Thredbo White® Woodland Grey®	100mm	RBEC##100	
	150mm	RBEC##150	
	200mm	RBEC##200	
Saddle Bracket AVAILABLE IN: Classic Cream™ Monument® Night Sky® Surfmist® & Surfmist® Low Gloss Thredbo White® Woodland Grey®	100mm	RBBSB##100	
	150mm	RBBSB##150	
	200mm	RBBSB##200	
Suspension Bracket AVAILABLE IN: Classic Cream™ Monument® Night Sky® Surfmist® & Surfmist® Low Gloss Thredbo White® Woodland Grey®	100mm	RBBSMB##100	
	150mm	RBBSMB##150	
	200mm	RBBSMB##200	
Round Steel Spacer Anti Beam Crush	16 x 44mm	RBSPACER	

HOME IMPROVEMENTS

Aluminium Patio Beams & Columns






*USE MATERIAL/COLOUR CODES WHERE ## APPEARS.

ITEM	DESCRIPTION	PRODUCT CODE*	
AUSSIE OUTDOOR PATIO BEAMS & COLUMNS			
Patio Beam AVAILABLE IN: Surfmist® & Classic Cream™	150 x 75 x 6000mm	AOBEAM15060##	
	150 x 75 x 8000mm	AOBEAM15080##	
Patio Column AVAILABLE IN: Surfmist® & Classic Cream™	65 x 65 x 2.0 x 3000mm	AOCOLUMN6530##	
	65 x 65 x 2.0 x 4000mm	AOCOLUMN6540##	
Inline Beam Connector	150 x 600mm	AOIBC150600	
Beam to Beam Connector		AOBBC	
Column to Beam Connector		AOCBC	
Column Foot Mount	Available in Surfmist & Classic Cream	AOCFM##	 COLUMN FOOT MOUNT  BEAM END CAP
Beam Suspension Bracket 150mm		AOBSMB150##	
Beam Saddle Bracket 150mm		AOBSB150##	
Beam End Caps 150 x 75mm		AOBEC150##	
Bolts	3/8 unc. x 2.5 Zinc Bolt & N2 Nylon Washers	AOBOLTSS	
	HX M8 x 90 Zinc Plated Bolt with Nylock Nut & x 2 Nylon Washers	AOBLTHX890ZP	
	10 x 75mm Stainless Steel True Bolt	AODYNA1075S	
	10 x 75mm True Bolt - Zinc, Yellow or Galv.	TRUEBOLT10X75ZY	
	HX M10 x 50 Galv. Bolt, Nut & x 2 Washers	AOBLTHX1050GAL	
Anchor Screws - Galvanised	M10 x 75mm	AS1075	
	M12 x 100mm	AS1275	
	M12 x 100mm	AS12100	
	M16 x 100 Screw or Zip	AS16100	
Roof Extenders	150mm	AORE150	
	300mm NOT STOCKED	AORE300	
	400mm NOT STOCKED	AORE400	
	500mm	AORE500	
Rafter/Fascia Support Bracket	Universal	AORFSBUNI	
Rafter-Hip Extension Beam Bracket	Zinc Yellow Plated	AORHEBB	

HOME IMPROVEMENTS

Carports

*USE MATERIAL/COLOUR CODES WHERE ## APPEARS.

ITEM	STOCK LENGTHS / TYPE	CODE	
Car Port Post	90 x 90 x 3.5 x 4000mm Available in Surfmist® & Classic Cream™	CPPOST##	
Brace Bracket	To suit MB Beams Available in Surfmist® & Classic Cream™	CPBACEBRKT##	
Galvanised Screw Bolt	M12 x 150	CPBASEBOLT	
Base Foot - Cyc TO FIT 89 x 89 POST	Black	CPBASEFOOT	
	Surfmist®, Classic Cream™ & or Plain	CPBASEFOOT##	
Bracing Strap G500	32 x 1.2 x 50m Roll (20 x 30-50)	BST321250	
	32 x 1.6 x 50m Roll (60 x 32-50)	BST321650	
	50 x 1.6 x 30m Roll	BST501630	
	30 x 1.2 x 30m Roll Punched	BSTP301230	
Bracing Strap Tensioner		BSTENSIONER	
Light Duty PA Shed Door	2040 x 820	DOORPAFR##	
	Custom Size - Colorbond® LINE SIZE & COLOUR REQUIRED	DOORPALDCUSTOM	

COLOUR & PRODUCT SELECTION TABLES

These charts show material/colour availability for products. Please note stocked items are subject to availability and scheduling. Please check item availability with Metroll.

ROOFING & WALLING

MATERIAL/ COLOUR	BMT	CORODEK®			TRIMCLAD®			METROCLAD®		MINI CORODEK®	METTRIB®	METROSPAN®		METLOK 700®	
		0.42	0.48	0.60	0.35	0.42	0.48	0.35	0.42	0.42	0.42	0.42	0.48	0.42	0.48
Zincalume®		✓	✓	✓	✓	✓	✓	✓	✓	✓	✓	✓	✓	✓	✓
Basalt®		✓	✓	✓		✓	✓		✓	✓	✓	✓	✓	✓	✓
Bluegum®		✓	✓			✓	✓		✓	✓	✓	✓	✓	✓	✓
Classic Cream™		✓	✓	✓	✓	✓	✓	✓	✓	✓	✓	✓	✓	✓	✓
Cottage Green®		✓	✓	✓		✓	✓		✓	✓	✓	✓	✓	✓	✓
Deep Ocean®		✓	✓	✓		✓	✓		✓	✓	✓	✓	✓	✓	✓
Dover White™		✓	✓	✓		✓	✓		✓	✓	✓	✓	✓	✓	✓
Dune®		✓	✓	✓		✓	✓		✓	✓	✓	✓	✓	✓	✓
Evening Haze®		✓	✓	✓		✓	✓		✓	✓	✓	✓	✓	✓	✓
Gully™		✓	✓			✓	✓		✓	✓	✓	✓	✓	✓	✓
Ironstone®		✓	✓	✓		✓	✓		✓	✓	✓	✓	✓	✓	✓
Jasper®		✓	✓	✓		✓	✓		✓	✓	✓	✓	✓	✓	✓
Manor Red®		✓	✓	✓		✓	✓		✓	✓	✓	✓	✓	✓	✓
Monument®		✓	✓	✓		✓	✓		✓	✓	✓	✓	✓	✓	✓
Night Sky®		✓		✓		✓			✓	✓	✓	✓		✓	
Pale Eucalypt®		✓	✓	✓		✓	✓		✓	✓	✓	✓	✓	✓	✓
Paperbark®		✓	✓	✓	✓	✓	✓	✓	✓	✓	✓	✓	✓	✓	✓
Shale Grey™		✓	✓	✓		✓	✓		✓	✓	✓	✓	✓	✓	✓
Southerly®		✓	✓			✓	✓		✓	✓	✓	✓	✓	✓	✓
Surfmist®		✓	✓	✓		✓	✓		✓	✓	✓	✓	✓	✓	✓
Wallaby®		✓	✓	✓		✓	✓		✓	✓	✓	✓	✓	✓	✓
Windspray®		✓	✓	✓		✓	✓		✓	✓	✓	✓	✓	✓	✓
Woodland Grey®		✓	✓	✓		✓	✓		✓	✓	✓	✓	✓	✓	✓
ULTRA															
Deep Ocean®		✓				✓			✓	✓	✓	✓		✓	
Dover White®		✓				✓					✓			✓	
Dune®		✓	✓			✓	✓		✓	✓	✓	✓	✓	✓	✓
Monument®		✓				✓			✓	✓	✓	✓		✓	
Shale Grey™		✓	✓			✓	✓		✓	✓	✓	✓	✓	✓	✓
Surfmist®		✓	✓			✓	✓		✓	✓	✓	✓	✓	✓	✓
Wallaby®		✓				✓			✓	✓	✓	✓		✓	
Windspray®		✓	✓			✓	✓		✓	✓	✓	✓	✓	✓	✓
Woodland Grey®		✓	✓			✓	✓		✓	✓	✓	✓	✓	✓	✓
MATT															
Basalt®		✓				✓			✓	✓	✓	✓		✓	
Dune®		✓				✓			✓	✓	✓	✓		✓	
Monument®		✓				✓			✓	✓	✓	✓		✓	
Shale Grey™		✓				✓			✓	✓	✓	✓		✓	
Surfmist®		✓				✓			✓	✓	✓	✓		✓	

RAINWATER GOODS, PRESSINGS & FLASHINGS

MATERIAL/ COLOUR	ROUND DOWNPIPES	RECTANGLE DOWNPIPES	ROLL TOP RIDGE	METROLINE BARGE	BIG M BARGE CAPPING	GABLE ROLL	FASCIA	METROLINE SQUARE GUTTER	METROLINE FASCIA GUTTER	BIG M GUTTER	125 BIG FRONT GUTTER	150 BIG FRONT GUTTER	175 BIG FRONT GUTTER	150 LOW FRONT GUTTER	150 SKYLINE & HALF ROUND GUTTER	FLASHINGS 0.40 BMT <1200 GIRTH	FLASHINGS 0.40 BMT <400 GIRTH	FLASHINGS 0.55 BMT	FLASHINGS 1.00 BMT	FLASHINGS 1.20 BMT	FLASHINGS 1.60 BMT
Zincalume®	✓	✓	✓	✓	✓	✓	✓	✓	✓	✓	✓	✓	✓	✓	✓	✓		✓	✓	✓	
Galvanised																		✓	✓	✓	✓
Basalt®	✓	✓	✓	✓	✓	✓	✓	✓	✓	✓	✓	✓	✓	✓	✓			✓			
Bluegum®	✓	✓	✓	✓	✓	✓	✓	✓	✓	✓	✓	✓	✓	✓	✓			✓			
Classic Cream™	✓	✓	✓	✓	✓	✓	✓	✓	✓	✓	✓	✓	✓	✓	✓			✓	✓		
Cottage Green®	✓	✓	✓	✓	✓	✓	✓	✓	✓	✓	✓	✓	✓	✓	✓			✓			
Deep Ocean®	✓	✓	✓	✓	✓	✓	✓	✓	✓	✓	✓	✓	✓	✓	✓			✓			
Dover White®	✓	✓	✓	✓	✓	✓	✓	✓	✓	✓	✓	✓	✓	✓	✓			✓	✓		
Dune®	✓	✓	✓	✓	✓	✓	✓	✓	✓	✓	✓	✓	✓	✓	✓			✓			
Evening Haze®	✓	✓	✓	✓	✓	✓	✓	✓	✓	✓	✓	✓	✓	✓	✓			✓			
Gully™	✓	✓	✓	✓	✓	✓	✓	✓	✓	✓	✓	✓	✓	✓	✓			✓			
Ironstone®	✓	✓	✓	✓	✓	✓	✓	✓	✓	✓	✓	✓	✓	✓	✓			✓			
Jasper®	✓	✓	✓	✓	✓	✓	✓	✓	✓	✓	✓	✓	✓	✓	✓			✓			
Mangrove®	✓	✓	✓	✓	✓	✓	✓	✓	✓	✓	✓	✓	✓	✓	✓			✓			
Manor Red®	✓	✓	✓	✓	✓	✓	✓	✓	✓	✓	✓	✓	✓	✓	✓		✓	✓			
Monument®	✓	✓	✓	✓	✓	✓	✓	✓	✓	✓	✓	✓	✓	✓	✓		✓	✓			
Night Sky®	✓	✓	✓	✓	✓	✓	✓	✓	✓	✓	✓	✓	✓	✓	✓			✓			
Pale Eucalypt®	✓	✓	✓	✓	✓	✓	✓	✓	✓	✓	✓	✓	✓	✓	✓			✓			
Paperbark®	✓	✓	✓	✓	✓	✓	✓	✓	✓	✓	✓	✓	✓	✓	✓			✓			
Shale Grey™	✓	✓	✓	✓	✓	✓	✓	✓	✓	✓	✓	✓	✓	✓	✓			✓			
Southerly®	✓	✓	✓	✓	✓	✓	✓	✓	✓	✓	✓	✓	✓	✓	✓			✓			
Surfmist®	✓	✓	✓	✓	✓	✓	✓	✓	✓	✓	✓	✓	✓	✓	✓		✓	✓	✓	✓	
Wallaby®	✓	✓	✓	✓	✓	✓	✓	✓	✓	✓	✓	✓	✓	✓	✓			✓			
Windspray®	✓	✓	✓	✓	✓	✓	✓	✓	✓	✓	✓	✓	✓	✓	✓			✓			
Woodland Grey®	✓	✓	✓	✓	✓	✓	✓	✓	✓	✓	✓	✓	✓	✓	✓			✓			

ULTRA																					
Deep Ocean®			✓	✓		✓	✓	✓			✓	✓			✓			✓			
Dover White®			✓			✓	✓	✓				✓						✓			
Dune®			✓	✓		✓	✓	✓			✓	✓			✓			✓			
Monument®			✓	✓		✓	✓	✓			✓	✓			✓			✓			
Shale Grey™			✓	✓		✓	✓	✓			✓	✓			✓			✓			
Surfmist®			✓	✓		✓	✓	✓			✓	✓			✓			✓			
Windspray®			✓	✓		✓	✓	✓			✓	✓			✓			✓			
Woodland Grey®			✓	✓		✓	✓	✓			✓	✓			✓			✓			

MATT																					
Basalt®			✓				✓					✓			✓			✓			
Dune®			✓				✓					✓			✓			✓			
Monument®			✓				✓					✓			✓			✓			
Shale Grey™			✓				✓					✓			✓			✓			
Surfmist®			✓				✓					✓			✓			✓			

METROLL KEY TERMS OF SALE

By placing an Order, the Customer accepts Metroll's Terms and Conditions of Sale (Terms of Sale), subject to any changes agreed in writing. Set out below are summaries of some of the key Terms of Sale. The full Terms of Sale should be reviewed prior to placing an Order and are available on Metroll's website, www.metroll.com.au. Unless otherwise defined below, capitalised terms used below have the same meaning as set out in the Terms of Sale.

The Supplier may make an estimate of dimensions and quantities of Goods based on information provided by you. Any such estimate is provided to the Customer as indicative only and the Supplier is not responsible for any mistakes in the estimate nor for verifying the accuracy of the Customer Material. The Customer must check any estimate and, in any event, accepts full responsibility for calculating the dimensions and quantities of Goods in an Order without reliance on any estimate provided by the Supplier (whether in the Quotation or otherwise). The Supplier, to the extent permitted by law, accepts no liability for any loss, damage, costs or expense (including, without limitation, rectification costs) incurred by the Customer or by any third party as a result of the Customer Material being inaccurate or incorrect.

If the Customer requires Goods for a particular purpose, that purpose and any related requirements, and the Supplier's agreement that the Goods will meet those requirements, must be agreed in writing in the Special Conditions. If the Customer does not specify the particular purpose and/or the Supplier does not expressly agree in writing that the Goods will be fit for the particular purpose, then the Customer agrees that it did not rely on the skill or judgment of the Supplier as to the suitability of the Goods in an Order for a particular purpose.

Where the Customer has a commercial credit account with the Supplier, invoices are due and payable on the last working day of the month after the month in which the Goods were delivered (or such other date agreed by the parties in writing).

Subject to any change in the Price made by the Supplier in accordance with the Terms of Sale, any variation to a Contract must be agreed between the parties in writing prior to the amended Goods being supplied, including any changes in Price to reflect the amended Goods. Unless agreed in writing by the parties, the Customer may not cancel an Order (or any part of an Order) once accepted by the Supplier, and, subject to clause 8 of the Terms of Sale, delivered Goods cannot be returned. Unless agreed in writing by the parties, the Customer may not suspend an Order (or any part of an Order) or delay or defer delivery of Goods. The Customer may not request the cancellation of an Order or (subject to clause 8) the return of Goods, where the Goods (or the Goods the subject of the Order) have been specifically produced, processed, manufactured or purchased by the Supplier at the Customer's request.

The Customer will pay for all costs associated with delivery of the Goods, unless otherwise agreed in writing.

Any period or date for delivery provided by the Supplier is an estimate only and is not a contractual commitment. The Supplier will not in any circumstances be liable for any loss or damage suffered by the Customer or any third party for failure by the Supplier to meet any estimated period or date for delivery of the Goods.

Unless agreed in writing prior to delivery, unloading of all Goods shall be the Customer's responsibility and the Supplier will not be responsible for any damage from the unloading of the Goods by the Customer or by anyone on its behalf, including, amongst others, by the Supplier's employees, agents or contractors.

Unless agreed in writing prior to delivery, unloading of all Goods shall be the Customer's responsibility and the Supplier will not be responsible for any damage from the unloading of the Goods by the Customer or by anyone on its behalf, including, amongst others, by the Supplier's employees, agents or contractors.

The Customer must inspect the Goods promptly after delivery and must notify the Supplier in writing by the earlier of (i) 24 hours after delivery to a construction site or 48 hours after delivery elsewhere, or (ii) the time that the Customer deals with the Goods, of any claim that the Goods (in whole or in part) are not in accordance with the Contract, including relevant details. If a notice is given, (a) the Customer must allow the Supplier to inspect the Goods the subject of the claim, including allowing reasonable access to the site to inspect the Goods and (b) the Customer must leave the Goods in the place, state and

condition in which they were delivered until the Supplier has inspected the Goods. If, after the Supplier has inspected the Goods, the Supplier reasonably determines that: (i) those Goods are damaged; and (ii) the Customer did not damage those Goods or fail to take reasonable steps to prevent those Goods from being damaged on or following delivery or collection (including, but not limited to, on processing or installation); or (iii) those Goods are otherwise incorrect for the Contract, the Supplier may reclaim the Goods and the Customer is entitled to, at the option of the Supplier, one or more of the following: (iv) the replacement of those Goods or the supply of equivalent Goods; (v) the repair of those Goods; (vi) the payment of the cost of replacing those Goods or acquiring equivalent goods; or (vii) the payment of the cost of having those Goods repaired.

Until such time as the Customer has made payment in full for the Goods and until such time as the Customer has made payment in full of all other money owing by the Customer to the Supplier: (a) title in the Goods does not pass to the Customer. The Customer acknowledges that by agreeing to the Terms of Sale, the Customer grants a security interest to the Supplier in all Goods (and their Proceeds) supplied by the Supplier to the Customer (or to its account) now or in the future. For the avoidance of doubt, the Supplier's interest constitutes a 'purchase money security interest' pursuant to the PPSA.

Subject to other clauses of the Terms of Sale, any liability of the Supplier for any loss or damage, however caused (including by the negligence of the Supplier), suffered or incurred by the Customer in connection with a Contract is limited to the sum paid to the Supplier by the Customer in respect of the component of the Order under that Contract subject to dispute. The Supplier is not liable for any Excluded Loss, however caused (including by the negligence of the Supplier), suffered or incurred by the Customer in connection with a Contract or these Terms of Sale.

If the Competition and Consumer Act 2010 (Cth) or any other legislation provides that there is a guarantee in respect of any Goods supplied in connection with a Contract with a Customer and the Supplier's liability for failing to comply with that guarantee cannot be excluded but may be limited, the limitations above do not apply to that liability and instead the Supplier's liability for such failure is limited to, in the case of a supply of Goods, the Supplier replacing the Goods or supplying equivalent Goods.

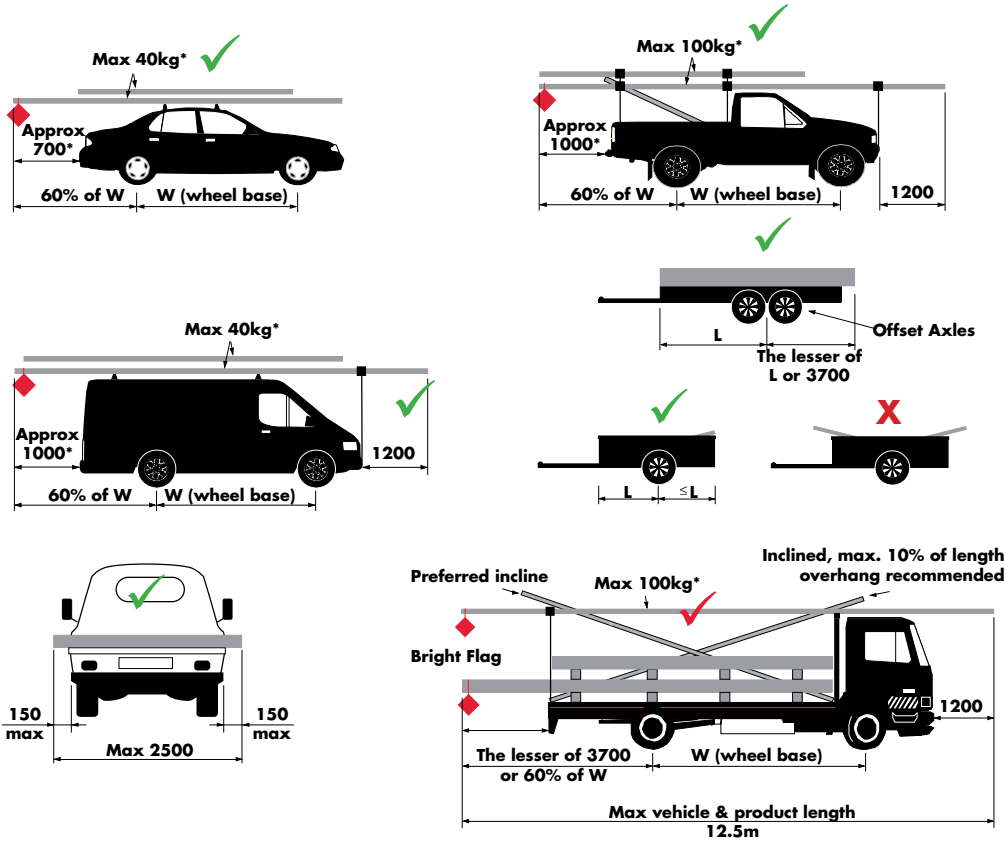
Except as agreed in writing in the Special Conditions, the Customer confirms and warrants to the Supplier that it has not and will not rely on: (a) representations made and/or advice given by the Supplier or its employees in connection with the design, dimensions, installations or use of Goods sold and agrees that the Supplier shall not be liable for the consequences of any mistakes in such representation or advice even if made or given negligently.

The provisions of clause 28 of the Terms of Sale will only apply to a Contract made between the Supplier and a Customer who is either a Consumer or a Small Business (each a CSB Customer) or, in relation to any provision concerning a Customer with a commercial credit account (which are not available to Consumers) a Customer that is a Small Business (an SB Customer). To the extent of any inconsistency between other provisions of the Terms of Sale and the provisions of clause 28 of the Terms of Sale, the provisions of clause 28 shall prevail in relation to a Contract with a CSB Customer or an SB Customer.

The Terms of Sale shall apply to every Contract between the Supplier and the Customer. Any terms and conditions of the Customer's Order or of any other document of the Customer's deviating from or inconsistent with the Terms of Sale are expressly rejected by the Supplier. For the avoidance of doubt, the Customer understands and agrees that the Terms of Sale will prevail over, and the Supplier will not be bound by, any terms or conditions (express or implied) added or provided by the Customer, whether in an Order or otherwise, unless otherwise agreed in writing by the Supplier (including in the Special Conditions).

METROLL VEHICLE LOADING GUIDE

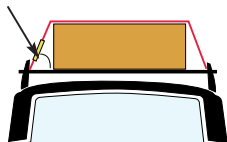
The drivers vision **MUST NOT** be obstructed



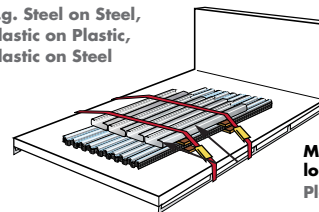
A 300mm square bright flag is required on any overhang that cannot be easily seen and is mandatory over 1200mm.

SECURE YOUR LOAD

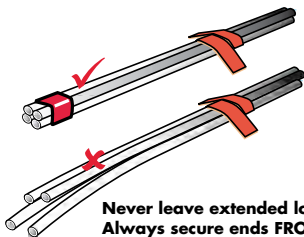
Roof Racks must be secure
Max of 40kg
Check the Lashing Angle, the more upright = the more secure



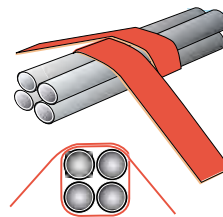
Avoid Low Friction surfaces
E.g. Steel on Steel,
Plastic on Plastic,
Plastic on Steel



Min. 2 Lashings per stack for items longer than 750mm
Place wood or rubber between items



Never leave extended loads loose
Always secure ends FRONT & BACK



Round & Loose Loads require belly wrapping and extra restraints

Vehicles considered inappropriate cannot be loaded.
Your safety is our concern.

This information is a guideline only. Compliance with applicable laws and standards remains your responsibility.

METROLL DARWIN DELIVERY TERMS & CONDITIONS

Metroll Darwin undertakes to deliver either "On Ground at Site" or "On Truck at Site" in accordance with the conditions outlined below:

DELIVERY LENGTHS

LENGTHS UP TO 8 m

Delivered On Ground at Site by a body truck or semi-trailer.

LENGTHS UP TO 13.2 m

Delivered On Ground at Site by a semi-trailer.

LENGTHS >13.2 m

Please contact Metroll Darwin.

DELIVERY HOURS

- Monday to Friday 8 am to 4 pm.
- Additional charges will apply to deliveries outside of these hours, on weekends and public holidays.
- Delivery allows for a maximum of 1 hour for unloading. After this time additional charges apply at the rate of \$100 per hour.

RE-DELIVERY

Product refused delivery at the original delivery site and requested to be re-delivered will incur a charge over and above the standard charge.

EXTRA CHARGES

DELIVERY OF PRODUCT OVER 20.5m LENGTH

- Long loads may be subject to additional pilot charges.
- Prices are subject to delivery time.
- All lengths over 20.5m must be escorted by a pilot vehicle or the police, depending on the length.
- Deliveries must reach the delivery site by 7 am.
- Local regulations will dictate if the vehicle can park on the street or must only park on the site. These regulations must be checked in advance as permits may be required to park on the street.

TIMED DROP DELIVERIES

As required.

UNATTENDED SITES

Metroll Darwin accepts no responsibility for goods delivered to unattended sites.

SITE ACCESSIBILITY

Should Metroll Darwin deem that the site is inaccessible it will be the customer's responsibility to nominate an alternative site where the material can be unloaded. To avoid problems where difficult sites exist, Metroll recommend the customer request a site inspection prior to delivery. Any extra costs will be passed on to the customer.



PACKAGING

Metroll Darwin's standard pack for roofing and walling is one ton bundles. Please enquire with Metroll if special packaging is required. Charges may apply.

SEA PACKS

Special metal protective packs must be custom made and require 7 days advance notice prior to standard delivery.

PRODUCT RETURNS

Provisions relating to product returns are set out in Section 8 of Metroll's Terms of Sale referenced above. The full Terms of Sale may be accessed on Metroll's website at www.metroll.com.au

TERMS & CONDITIONS OF SALE

Any sale of goods is subject to Metroll's standard Terms of Sale. A summary of key terms is included in this brochure. The full Terms of Sale may be accessed on Metroll's website at www.metroll.com.au.

Can we assist with any additional Steel Building Products?



QLD

Brisbane	07 3375 0100
Bundaberg	07 4155 5999
Cairns	07 4054 0888
Mackay	07 4968 1255
Rockhampton	07 4920 0900
Sunshine Coast	07 5493 7872
Toowoomba	07 4634 6144
Townsville	07 4779 8266

NSW

Albury	02 6043 6800
Canberra	02 6298 2777
Dubbo	02 6883 4800
Lismore	02 6622 6677
Newcastle	02 4954 5799
Smithfield	02 9756 5277
Sydney	1300 766 346
Tamworth	02 6765 4799
Wagga Wagga	02 5924 4500

VIC

Ballarat	03 5335 6416
Geelong	03 5248 2006
Laverton	03 8369 8300
Pakenham	03 8710 9300
Sunshine	03 9480 3744

TAS

Hobart	03 6335 8555
Launceston	03 6335 8555

NT

Darwin	08 8935 9555
--------	--------------

SA

Adelaide	08 8282 3300
----------	--------------

WA

Albany	08 9841 6966
Bunbury	08 9796 9796
Kalgoorlie	08 9024 1388
Perth	08 9365 5444

30 Metroll Branches Nationwide



Metroll®

BETTER SERVICE • BETTER BUILDING SOLUTIONS

metroll.com.au

81 - 83 Marjorie Street, Pinelands

DARWIN, NT 0828

P: 08 8938 9555

E: sales@darwin.metroll.com.au

The COLORBOND® steel colours shown have been reproduced to represent actual product colours as accurately as possible. However, we recommend checking your chosen colour against a sample of the product before specifying as varying light conditions and limitations of the printing process may affect colour tones. COLORBOND®, Bluescope, the Bluescope brand mark and ® colour names are registered trade marks of Bluescope Steel Ltd. TM colour names are trademarks of Bluescope Steel Ltd. COLORBOND®, ZINCALUME® and GALVASPAN® steels are all registered trademarks of Bluescope Steel Limited. All reasonable care has been taken in the compilation of the information contained in this brochure. All recommendations on the use of Metroll products are made without guarantee as conditions of use are beyond the control of Metroll. It is the customers responsibility to ensure that the product is fit for its intended purpose and the actual conditions of use are suitable. Metroll pursues a policy of continuous development and reserves the right to amend specifications without prior notice. The Metroll M and Logo are registered trademarks of Metroll.

PC_D_JUN25