


ROLLER DOORS

DOMESTIC, LIGHT INDUSTRIAL & INDUSTRIAL

**NEW
COLORBOND®
COLOUR
RANGE**



MAY 2023

Colorbond®

ROLLER DOORS

Metroll Roller Doors have a long standing manufacturing history - since the early 90's. Designed and manufactured in Western Australia incorporating top quality materials and engineering to ensure reliable, long performance.

Available in:

Series I - Domestic

Series II - Light Industrial


Series III - Industrial



Why a Metroll Roller Door?

At Metroll we pride ourselves on ensuring we factor in all the important items that make our Roller Doors the better choice.

- Timeless design
- High quality construction featuring high strength double lock-seam joins
- High quality components including drum wheels, lock springs & galvanised tracks
- Manufactured from 100% Australian made BlueScope COLORBOND® steel.
- Available in COLORBOND® steel colours.



ALUMINIUM BOTTOM RAIL

The full length, finger width aluminium bottom rail enables easy lifting and lowering, adds strength and improves overall security.

GENEROUS WEATHERSTRIP

Protects against entry of dirt, dust, leaves and inclement weather.

ENGINEERED FOR QUALITY | DESIGNED FOR STYLE | BUILT TO LAST



ROLLER DOOR RANGE

We offer a broad range to suit a wide variety of residential and commercial applications and dimensions.

ALWAYS ORDER BY ACTUAL DOOR SIZE. HEIGHT MUST BE STATED FIRST (HH x WW)

SERIES I - DOMESTIC

Includes Guide Rails, Support Brackets, Locking Bars and an Installation Kit.

| | |
|------------------|---|
| GAUGE | 0.40 BMT |
| HEAD ROOM | 400mm |
| SIDE ROOM | 400mm |
| OVERLAP | Add 50mm to opening to accommodate 25mm into guide rails either side. |

| HEIGHT HH | WIDTH WW | |
|-----------|----------|------|
| 1500 | 1100 | 2600 |
| 2100 | 1400 | 2700 |
| 2250 | 1700 | 2800 |
| 2400 | 2000 | 2900 |
| 2700 | 2300 | 3000 |
| 3000 | 2500 | 3150 |

SERIES II - LIGHT INDUSTRIAL

- Light Industrial (Series II) Roller Doors are the same profile as Industrial (Series III) Roller Doors, but in a lighter gauge.
- These doors do not come with a lock unless specified.
- Includes Guide Rails, Support Brackets, Locking Bars and an Installation Kit.

| | |
|------------------|--|
| GAUGE | 0.40 BMT |
| HEAD ROOM | 500mm |
| SIDE ROOM | 150mm |
| OVERLAP | Add 100mm to opening to accommodate 50mm into guide rails either side. |

| HEIGHT HH | WIDTH WW | | |
|-----------|----------|------|------|
| 1500 | 1700 | 2900 | 4000 |
| 2100 | 2000 | 3000 | 4200 |
| 2400 | 2300 | 3150 | 4400 |
| 2700 | 2500 | 3200 | 4600 |
| 3000 | 2600 | 3400 | 4800 |
| | 2700 | 3600 | 5000 |
| | 2800 | 3800 | 5200 |

SERIES III - LIGHT INDUSTRIAL

- Industrial (Series III) Roller Doors are manufactured in a heavier gauge to Series I and II Roller Doors.
- These doors do not come with a lock unless specified.
- Includes Guide Rails, Support Brackets, Locking Bars, Installation Kit, Planetary Gears, Chain and Chain Wheel

| | |
|---------------------------|--|
| GAUGE | 0.50 BMT |
| HEAD ROOM | 650mm |
| SIDE ROOM | 250mm |
| TAIL END SIDE ROOM | 150mm |
| OVERLAP | Add 100mm to opening to accommodate 50mm into guide rails either side. |

| HEIGHT HH | WIDTH WW | |
|-----------|----------|------|
| 2100 | 2200 | 4000 |
| 2400 | 2500 | 4300 |
| 2700 | 2800 | 4600 |
| 3000 | 3100 | 4800 |
| 3300 | 3400 | 5000 |
| 3600 | 3700 | 5200 |
| 4200 | | |
| 4800 | | |
| 5100 | | |

AVAILABLE ACCESSORIES

- | | |
|---------------------|----------------------|
| • Storm Tracks | • Box Jambs & Covers |
| • Guide Rails | • Drum Wheels |
| • Locking Bars | • Planetary Gears |
| • Locks & Keys | • Chains & Guides |
| • Support Brackets | • Pelmet |
| • Installation Kits | • Door Openers |

**INCORRECTLY
INSTALLED
ROLLER DOORS CAN
CAUSE SERIOUS INJURY.
METROLL STRONGLY
RECOMMEND THAT ALL
DOORS ARE FITTED
BY A QUALIFIED
INSTALLER.**

ROLLER DOOR COLOUR RANGE


Colorbond®



Dover White™




Surfmist®



Evening Haze®




Southerly®




Dune®




Paperbark®




Classic Cream™




Shale Grey™




Blue Gum®




Windspray®




Gully®




Jasper®




Wallaby®




Basalt®




Woodland Grey®




Monument®




Night Sky®



Ironstone®




Deep Ocean®



Cottage Green®



Pale Eucalypt®



Manor Red®

THE COLORBOND® STEEL DIFFERENCE

Not all Roller Doors are made from COLORBOND® steel. Only doors made from 100% Australian made COLORBOND® steel are backed by the strength and integrity of Australia's leading manufacturer - BlueScope Steel. Manufactured for compliance to all relevant Australian Standards and backed by a warranty of up to 10 years from BlueScope*.

METROLL PERTH

**5 Chilver Street
Kewdale
WA 6105
P: 08 9365 5444**

METROLL KALGOORLIE

**45 Gt. Eastern Highway
West Kalgoorlie
WA 6430
P: 08 9024 1388**

METROLL BUNBURY

**11 Proffit Street
Bunbury
WA 6230
P: 08 9796 9796**

METROLL ALBANY

**179 Chester Pass Road
Albany
WA 6330
P: 08 9841 6966**

metroll.com.au

The COLORBOND® steel colours shown have been reproduced to represent actual product colours as accurately as possible. However, we recommend checking your chosen colour against a sample of the product before specifying as varying light conditions and limitations of the printing process may affect colour tones. COLORBOND®, BlueScope, the BlueScope brand mark and ® colour names are registered trade marks of BlueScope Steel Ltd. ™ colour names are trademarks of BlueScope Steel Ltd.

*Warranty subject to exclusions, application and eligibility criteria. For full terms and conditions and to determine the eligibility of your warranty visit bluescopesteel.com.au/warranties or call BlueScope on 1800 022 999.

All reasonable care has been taken in the compilation of the information contained in this brochure. All recommendations on the use of Metroll products are made without guarantee as conditions of use are beyond the control of Metroll. It is the customers responsibility to ensure that the product is fit for its intended purpose and the actual conditions of use are suitable. Metroll pursues a policy of continuous development and reserves the right to amend specifications without prior notice. The Metroll M and Logo are registered trademarks of Metroll. COLORBOND®, ZINCALUME® and GALVASPAN® steels are all registered trademarks of BlueScope Steel Limited



Metroll®

BETTER SERVICE • BETTER BUILDING SOLUTIONS