




Metroll[®]

BETTER SERVICE • BETTER BUILDING SOLUTIONS

ROLLER DOORS

DOMESTIC, LIGHT INDUSTRIAL & INDUSTRIAL



OCTOBER 2019

Colorbond[®]

ROLLER DOORS

Metroll Roller Doors have a long standing manufacturing history - since the early 90's. Designed and manufactured in Western Australia incorporating top quality materials and engineering to ensure reliable, long performance.

Available in:

Series I - Domestic


Series II - Light Industrial

Series III - Industrial

Why a Metroll Roller Door?

At Metroll we pride ourselves on ensuring we factor in all the important items that make our Roller Doors the better choice.

- Timeless design
- High quality construction featuring high strength double lock-seam joints
- High quality components including drum wheels, lock springs & galvanised tracks
- Manufactured from 100% Australian made BlueScope COLORBOND® steel.
- Available in 22 COLORBOND® steel colours.



ALUMINIUM BOTTOM RAIL

The full length, finger width aluminium bottom rail enables easy lifting and lowering, adds strength and improves overall security.

GENEROUS WEATHERSTRIP

Protects against entry of dirt, dust, leaves and inclement weather.

ENGINEERED FOR QUALITY | DESIGNED FOR STYLE | BUILT TO LAST



ROLLER DOOR RANGE

We offer a broad range to suit a wide variety of residential and commercial applications and dimensions.

ALWAYS ORDER BY ACTUAL DOOR SIZE. HEIGHT MUST BE STATED FIRST (HH x WW)

SERIES I - DOMESTIC

Includes Guide Rails, Support Brackets, Locking Bars and an Installation Kit.

GAUGE	0.40 BMT
HEAD ROOM	400mm
SIDE ROOM	400mm
OVERLAP	Add 50mm to opening to accommodate 25mm into guide rails either side.

HEIGHT HH	WIDTH WW	
1500	1100	2600
2100	1400	2700
2250	1700	2800
2400	2000	2900
2700	2300	3000
3000	2500	3150

SERIES II - LIGHT INDUSTRIAL

- Light Industrial (Series II) Roller Doors are the same profile as Industrial (Series III) Roller Doors, but in a lighter gauge.
- These doors do not come with a lock unless specified.
- Includes Guide Rails, Support Brackets, Locking Bars and an Installation Kit.

GAUGE	0.40 BMT
HEAD ROOM	500mm
SIDE ROOM	150mm
OVERLAP	Add 100mm to opening to accommodate 50mm into guide rails either side.

HEIGHT HH	WIDTH WW		
1500	1700	2900	4000
2100	2000	3000	4200
2400	2300	3150	4400
2700	2500	3200	4600
3000	2600	3400	4800
	2700	3600	5000
	2800	3800	5200

SERIES III - LIGHT INDUSTRIAL

- Industrial (Series III) Roller Doors are manufactured in a heavier gauge to Series I and II Roller Doors.
- These doors do not come with a lock unless specified.
- Includes Guide Rails, Support Brackets, Locking Bars, Installation Kit, Planetary Gears, Chain and Chain Wheel

GAUGE	0.50 BMT
HEAD ROOM	650mm
SIDE ROOM	250mm
TAIL END SIDE ROOM	150mm
OVERLAP	Add 100mm to opening to accommodate 50mm into guide rails either side.

HEIGHT HH	WIDTH WW	
2100	2200	4000
2400	2500	4300
2700	2800	4600
3000	3100	4800
3300	3400	5000
3600	3700	5200
4200		
4800		
5100		

AVAILABLE ACCESSORIES


- Storm Tracks
- Guide Rails
- Locking Bars
- Locks & Keys
- Support Brackets
- Installation Kits
- Box Jambes & Covers
- Drum Wheels
- Planetary Gears
- Chains & Guides
- Pelmets
- Door Openers

**INCORRECTLY
INSTALLED
ROLLER DOORS CAN
CAUSE SERIOUS INJURY.
METROLL STRONGLY
RECOMMEND THAT ALL
DOORS ARE FITTED
BY A QUALIFIED
INSTALLER.**

ROLLER DOOR COLOUR RANGE

Colorbond®


Classic Colours



Classic Cream™



Paperbark®



Pale Eucalypt®




Woodland Grey®




Deep Ocean®



Cottage Green®



Manor Red®



Night Sky®

Contemporary Colours



Surfmist®



Shale Grey™



Dune®



Cove™



Evening Haze®




Windspray®



Gully™



Mangrove®



Wallaby®



Jasper®




Basalt®



Ironstone®



Terrain®



Monument®

THE COLORBOND® STEEL DIFFERENCE

Not all Roller Doors are made from COLORBOND® steel. Only doors made from 100% Australian made COLORBOND® steel are backed by the strength and integrity of Australia's leading manufacturer - BlueScope Steel. Manufactured for compliance to all relevant Australian Standards and backed by a warranty of up to 10 years from BlueScope*.

Colour swatches and images have been reproduced as accurately as possible. Metroll recommend checking your chosen colour against an actual product sample before purchasing.

*Warranty subject to exclusions, application and eligibility criteria. For full terms and conditions and to determine the eligibility of your warranty visit bluescopesteel.com.au/warranties or call BlueScope on 1800 022 999.

COLORBOND®, BlueScope, the BlueScope Steel brand and ® colour names are all registered trademarks of BlueScope Steel Limited.

All reasonable care has been taken in the compilation of the information contained in this brochure. All recommendations on the use of our products are made without guarantee as conditions of use are beyond the control of Metroll. It is the customers responsibility to ensure that the product is fit for its intended purpose and that the actual conditions of use are suitable. Metroll pursues a policy of continuous development and reserves the right to amend specifications without prior notice. The Metroll M and Logo are registered trademarks of Metroll Pty Ltd. Metroll Pty Ltd ABN 97 001 446 439.

metroll.com.au

METROLL PERTH

Phone: 08 9365 5444
5 Chilver Street,
Kewdale, WA 6105

METROLL BUNBURY

Phone: 08 9796 9796
11 Proffit Street,
Bunbury, WA 6230

METROLL ALBANY

Phone: 08 9841 6966
179 Chester Pass Road,
Albany, WA 6330



Metroll®

BETTER SERVICE • BETTER BUILDING SOLUTIONS