



Metroll®

BETTER SERVICE • BETTER BUILDING SOLUTIONS

WESTERN AUSTRALIA PRODUCT CATALOGUE 2026

ROOFING
& WALLING

PURLINS &
STRUCTURAL

ROOFING
ACCESSORIES

STEEL
FRAMING
SOLUTIONS

RAINWATER
GOODS

ROLLER
DOORS

STEEL
FENCING

DOOR
FRAMES

PATIO
COMPONENTS

APRIL 2026

CONTENTS

Colour Codes **3**

ROOFING, WALLING & ACCESSORIES

Roofing & Walling **4**

Roofing & Walling Fasteners **6**

Roofing Accessories **8**

Insulated Panels & Translucent Sheeting **9**

RAINWATER GOODS

Fascia & Gutters **10**

Gutter Accessories **12**

Downpipes **12**

Ridge Caps, Valleys & Flashings **13**

Custom Flashings **14**

Rain Heads & Sumps **16**

Ventilating Ridge Caps **16**

DOOR FRAMES

Door Frames **17**

Door Frame Accessories **18**

Meter Boxes **18**

STEEL FRAMING SOLUTIONS

Stud Framing **19**

Steel Roof Framing **20**

Top Hats, Battens & Angles **20**

PURLINS & STRUCTURAL

Purlins, Girts & Unispan **21**

Tab-Lok Bridging & Accessories **23**

SafeBridge® **25**

Brackets **25**

FENCING

Steel Fencing **27**

ROLLER DOORS

Roller Doors & Accessories **31**

HOME IMPROVEMENTS

Colour Tube & Accessories **34**

Terms & Conditions of Sale **36**

Metroll Vehicle Loading Guide **37**

Delivery Map **38**

Colour & Product Selection Tables **39**

Delivery Terms & Conditions **Back Cover**



ROOFING, WALLING & FLASHING COLOURS



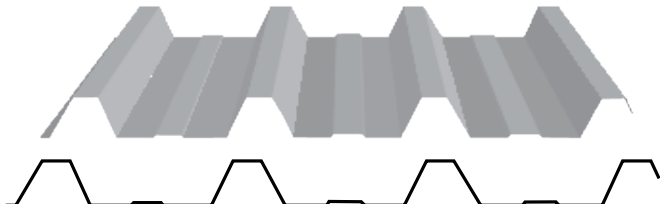




BASALT®	BA
BLUEGUM®	BG
CLASSIC CREAM™	CC
COTTAGE GREEN®	CN
DEEP OCEAN®	DO
DOVER WHITE™	DW
DUNE®	DU
EVENING HAZE®	EH
GULLY®	GU
IRONSTONE®	IS
JASPER®	JP
MANOR RED®	MD
MONUMENT®	MT
NIGHT SKY®	NE
PALE EUCALYPT®	PE
PAPERBARK®	PB
SHALE GREY™	SH
SOUTHERLY®	SO
SURFMIST®	SM
WALLABY®	WA
WINDSPRAY®	WY
WOODLAND GREY®	WG

FENCING COLOURS

BASALT®	BA
BLUEGUM®	BG
DUNE®	DU
EVENING HAZE®	EH
IRONSTONE®	IS
JASPER®	JP
MONUMENT®	MT
PALE EUCALYPT®	PE
PAPERBARK®	PB
RIVERSAND®	RS
SHALE GREY™	SH
SURFMIST®	SM
WILDERNESS®	WL
WOLLEMI®	WO
WOODLAND GREY®	WG

ROOFING & WALLING


*USE MATERIAL/COLOUR CODES WHERE ## APPEARS.

PRODUCT	TCT	ZA	CB	PRODUCT CODE*	Minimum Length: 500mm Maximum Length: Please enquire with Metroll
CORODEK®					Cover: 762mm Sheet Width: 860mm Sheet Height: 16mm Minimum Pitch: 5°
0.35 BMT	0.40	✓	✓*	35##CORODHTV	
0.42 BMT	0.47	✓	✓	42##CORODHTV	
0.48 BMT	0.53	✓	✓*	48##CORODHTV	
TRIMCLAD®					Cover: 762mm Sheet Width: 820mm Sheet Height: 29mm Minimum Pitch: 2°
0.35 BMT	0.40	✓	✓*	35##TRIMCHTV	
0.42 BMT	0.47	✓	✓	42##TRIMCHTV	
0.48 BMT	0.53	✓	✓*	48##TRIMCHTV	
HI-DECK 650®					Cover: 650mm Sheet Width: 725mm Sheet Height: 50mm Minimum Pitch: 1°
0.42 BMT	0.47	✓	✓	42##HIDEKHTV	
0.48 BMT	0.53	✓	✓*	48##HIDEKHTV	
METRIB® PLUS WALLING ONLY					Cover: 850mm Sheet Width: 880mm Sheet Height: 4mm
0.42 BMT	0.40	✓	✓		 <div style="position: absolute; top: 0; right: 0;"> EXTERNAL LAP DETAIL  </div>
0.42 BMT	0.47	✓	✓	42##METRPV	
METROSPAN®					Cover: 700mm Sheet Width: 745mm Sheet Height: 24mm Minimum Pitch: 2°
0.35 BMT	0.47	✓	✓	42##METROHTV	
0.48 BMT	0.53	✓	✓*	48##METROHTV	
METLOK 700®					Cover: 695mm Sheet Width: 730mm Sheet Height: 40mm Minimum Pitch: 1°
0.42 BMT	0.47	✓	✓	42##METL700V	
0.48 BMT	0.53	✓	✓*	48##METL700V	
Metlok® Clip x 40 per box		✓		ML7CL2	


✓* Refer to the Colour & Product Selection Tables located at the back of this brochure. Always check product availability when ordering.



ROOFING & WALLING

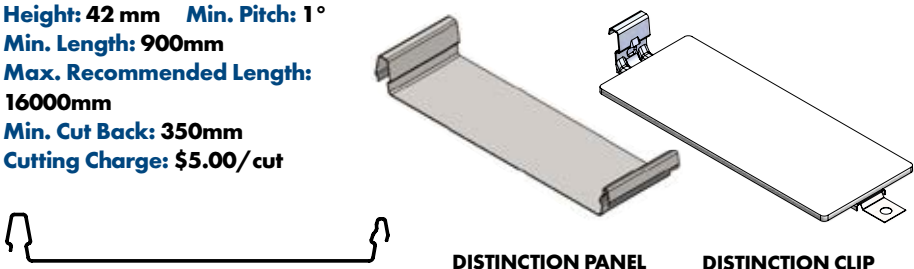
*USE MATERIAL/COLOUR CODES WHERE ## APPEARS.

PRODUCT	ZA	CB	Min. Length: 500mm Max. Length: Please enquire with Metroll
SPANPLUS 330			Cover: 330mm Sheet Width: 350mm Sheet Height: 44mm Minimum Pitch: 1°
0.42 BMT PRODUCT CODE* 42##SP330HGV	✓	✓*	

METROLL ARCHITECTURAL COLLECTION

MAC NAIL STRIP Standard Cover Widths*:		BMT: 0.55	Height: 25mm & 38mm Min. Pitch: 7.5° Min. Length: 1200mm Max. Recommended Length: 6000mm Min. Cut Back: 350mm Cutting Charge: \$5.00/cut	
RIB HEIGHT 25mm	Cover 190mm	✓	✓	*Custom Cover Widths from 200mm to 465mm. Subject to arrangement with Metroll
	Cover 283mm			
RIB HEIGHT 38mm	Cover 260mm			
	Also available in Aluminium			

MAC SNAP LOCK Standard Cover Widths*:		BMT: 0.55	Height: 25mm & 38mm Min. Pitch: 7.5° Min. Length: 1200mm Max. Recommended Length: 18000mm Min. Cut Back: 350mm Cutting Charge: \$5.00/cut	
RIB HEIGHT 25mm	Cover 223mm	✓	✓	*Custom Cover Widths from 200mm to 465mm. Subject to arrangement with Metroll
	Cover 316mm			
RIB HEIGHT 38mm	Cover 187mm			
	Cover 280mm			
Also available in Aluminium		25mm Snap Lock Clip 38mm Snap Lock Clip		SNAP LOCK CLIP 

MAC DISTINCTION®		BMT: 0.60	Height: 42 mm Min. Pitch: 1° Min. Length: 900mm Max. Recommended Length: 16000mm Min. Cut Back: 350mm Cutting Charge: \$5.00/cut	
Cover 322mm	✓	✓		DISTINCTION PANEL DISTINCTION CLIP
Also available in Aluminium		MAC Distinction® Clip		

MAC INTERLOCKING PANEL Standard Cover Widths*:		BMT: 0.60	Height: 25 mm WALLING ONLY Min. Length: 900mm Min. Recommended Length: 6000mm	
Cover 203mm	✓	✓	*Custom Cover Widths from 190mm to 580mm. Subject to arrangement with Metroll	
Cover 296mm				
Also available in Aluminium				

✓* Refer to the Colour & Product Selection Tables located at the back of this brochure. Always check product availability when ordering.

ROOFING & WALLING FASTENERS

*USE MATERIAL/COLOUR CODES WHERE ## APPEARS.

PRODUCT		ROOF & WALL (CREST FIX) FASTENER	CODE*	WALL ONLY (VALLEY FIX) FASTENER	CODE*	
CORODEK®						
TIMBER SUPPORTS	RECOMMENDED	#12 x 50mm Hex Head Type 17 Screw + EPDM Washer	T171250N4##	#12 x 25mm Hex Head Type 17 Screw + EPDM Washer	T17H1225N4##	
	ALTERNATIVE	M6 x 50mm Hex Head Universal Screw + EPDM Washer	RZHM650N4##	M6 x 25mm Hex Head Universal Screw + EPDM Washer	RZHM625N4##	
STEEL SUPPORTS 0.48mm - 1.5mm BMT		M6 x 50mm Hex Head Universal Screw + EPDM Washer	RZHM650N4##	M6 x 25mm Hex Head Universal Screw + EPDM Washer	RZHM625N4##	
STEEL SUPPORTS 1.5mm - 4.5mm BMT		#12 x 35mm Hex Head Self Drilling Screw + EPDM Washer		#12 x 20mm Hex Head Self Drilling Screw + EPDM Washer	TEK1220N4##	
SIDE LAP FASTENERS		#10 x 16mm Hex Head Self Drilling Screw + EPDM Washer				
		3.2mm Sealed Blind Aluminium Rivet				
TRIMCLAD®						
TIMBER SUPPORTS	RECOMMENDED	#12 x 65mm Hex Head Type 17 Screw + EPDM Washer	T171265N4##	#12 x 25mm Hex Head Type 17 Screw + EPDM Washer	T17H1225N4##	
	ALTERNATIVE	M6 x 65mm Hex Head Universal Screw + EPDM Washer	RZHM665N4##	M6 x 25mm Hex Head Universal Screw + EPDM Washer	RZHM625N4##	
STEEL SUPPORTS 0.48mm - 1.5mm BMT		M6 x 50mm Hex Head Universal Screw + EPDM Washer	RZHM650N4##	M6 x 25mm Hex Head Universal Screw + EPDM Washer	RZHM625N4##	
STEEL SUPPORTS 1.5mm - 4.5mm BMT		#12 x 50mm Hex Head Self Drilling Screw + EPDM Washer	TEK1245N45##	#12 x 20mm Hex Head Self Drilling Screw + EPDM Washer	TEK1220N4##	
SIDE LAP FASTENERS		#10 x 16mm Hex Head Self Drilling Screw + EPDM Washer				
		3.2mm Sealed Blind Aluminium Rivet				
HI-DECK 650®						
TIMBER SUPPORTS	RECOMMENDED	#14 x 95mm Hex Head Type 17 Screw + EPDM Washer		#12 x 25mm Hex Head Type 17 Screw + EPDM Washer	T171225N4##	
	ALTERNATIVE			M6 x 25mm Hex Head Universal Screw + EPDM Washer	RZHM625N4##	
STEEL SUPPORTS 0.48mm - 1.5mm BMT		M6 x 65mm Hex Head Universal Screw + EPDM Washer	RZHM665N4##	M6 x 25mm Hex Head Universal Screw + EPDM Washer	RZHM625N4##	
STEEL SUPPORTS 1.5mm - 4.5mm BMT		#12 x 80mm Hex Head Self Drilling Screw + EPDM Washer		#12 x 20mm Hex Head Self Drilling Screw + EPDM Washer	TEKH1220N4##	
SIDE LAP FASTENERS		#10 x 16mm Hex Head Self Drilling Screw + EPDM Washer				
		3.2mm Sealed Blind Aluminium Rivet				
METROSPAN®						
TIMBER SUPPORTS	RECOMMENDED	#12 x 50mm Hex Head Type 17 Screw + EPDM Washer		#12 x 25mm Hex Head Type 17 Screw + EPDM Washer	T171225N4##	
	ALTERNATIVE	M6 x 65mm Hex Head Universal Screw + EPDM Washer	RZHM665N4##	M6 x 25mm Hex Head Universal Screw + EPDM Washer	RZHM625N4##	
STEEL SUPPORTS 0.48mm - 1.5mm BMT		M6 x 50mm Hex Head Universal Screw + EPDM Washer	RZHM650N4##	M6 x 25mm Hex Head Universal Screw + EPDM Washer	RZHM625N4##	
STEEL SUPPORTS 1.5mm - 4.5mm BMT		#12 x 50mm Hex Head Self Drilling Screw + EPDM Washer		#12 x 20mm Hex Head Self Drilling Screw + EPDM Washer	TEKH1220N4##	
SIDE LAP FASTENERS		#10 x 16mm Hex Head Self Drilling Screw + EPDM Washer				
		3.2mm Sealed Blind Aluminium Rivet				
METLOK 700® (Clip Fix)						
TIMBER SUPPORTS		#12 x 25mm Hex Head Type 17 Screw. Add 10mm for softwood.				T1712254ZA
STEEL SUPPORTS 0.48mm - 1.5mm BMT		M6 x 25mm Hex Head Universal Screw				
STEEL SUPPORTS 1.5mm - 4.5mm BMT		#12 x 25mm Hex Head Self Drilling Screw				
METLOK 700® CLIP		Type 2. Quantity x 40 per box				

Please confirm fastener suitability prior to purchase and use.






ROOFING & WALLING FASTENERS

*USE MATERIAL/COLOUR CODES WHERE ## APPEARS.

PRODUCT	ROOF & WALL (CREST FIX) FASTENER	CODE*
METRIB® PLUS	WALLING ONLY	
TIMBER SUPPORTS	RECOMMENDED	#10 x 25mm Hex Head Type 17 Screw + EPDM Washer
	ALTERNATIVE	M6 x 25mm Hex Head Universal Screw+ EPDM Washer
STEEL SUPPORTS 0.48mm - 1.5mm BMT	M6 x 25mm Hex Head Universal Fastener+ EPDM Washer	RZHM625N4##
STEEL SUPPORTS 1.5mm - 4.5mm BMT	#10 x 16mm Hex Head Self Drilling Screw + EPDM Washer	
SPANPLUS 330	ROOFING ONLY	
TIMBER SUPPORTS	#10 x 25mm Hex Head Type 17 Screw + EPDM Washer	
STEEL SUPPORTS 0.48mm - 1.5mm BMT	M6 x 25mm Hex Head Universal Screw + EPDM Washer	RZHM625N4##
STEEL SUPPORTS 1.5mm - 4.5mm BMT	#10 x 16mm Hex Head Self Drilling Screw + EPDM Washer	
RECEIVER	3.2mm Aluminium Rivets + EPDM Washer per pan	
MAC DISTINCTION® (Clip Fix)		
TIMBER SUPPORTS	#10 x 25mm Architectural Type 17 Screw	
	M6 x 25mm Architectural Hex Head Self Drilling Screw	
STEEL SUPPORTS ≤1.9mm BMT	#10 x 16mm Architectural Hex Head Self Drilling Screw	
	M6 x 25mm Architectural Hex Head Self Drilling Screw	
STEEL SUPPORTS TO METAL BATTENS 0.55 - 1.0mm BMT	M6 x 25mm Architectural Hex Head Self Drilling Screw	
MAC NAIL STRIP		
TIMBER SUPPORTS or 19mm STRUCTURAL PLYWOOD	#10 x 25mm Wafer Head Type 17 Screw	
	M5.4 x 28mm Ultra Low Head Screw	
STEEL SUPPORTS ≤1.9mm BMT	M5.4 x 28mm Ultra Low Head Screw	
STEEL SUPPORTS TO METAL BATTENS 0.55 - 1.0mm BMT	#10 x 16mm Wafer Head Screw	TEK1016WC3##
MAC SNAP LOCK (Clip Fix)		
TIMBER SUPPORTS or 19mm STRUCTURAL PLYWOOD	#10 x 16mm Wafer Head Screw	TEK1016WC3##
	M5.4 x 28mm Ultra Low Head Screw	
STEEL SUPPORTS ≤1.9mm BMT	M5.4 x 28mm Ultra Low Head Screw	
STEEL SUPPORTS TO METAL BATTENS 0.55 - 1.0mm BMT	#10 x 16mm Tri Fix Flat Top Screw	
MAC INTERLOCKING PANEL WALLING ONLY		
TIMBER SUPPORTS or 19mm STRUCTURAL PLYWOOD	#10 x 25mm Wafer Head Type 17 Screw	
	#10 x 25mm Hex Head Type 17 Screw	
STEEL SUPPORTS TO METAL BATTENS 0.55 - 1.0mm BMT	#10 x 16mm Wafer Head Self Drilling Screw	
	#10 x 16mm Hex Head Self Drilling Screw	
POLYCARBONATE ROOFING		
Profile Height 16 - 24mm to Steel 1.2 - 4mm	M6.5 x 50mm Hex Head PolyTek Screw	POLYSCREW1250S
Profile Height 16 - 29mm to Steel 1.2 - 4mm	M6.5 x 65mm Hex Head PolyTek Screw	POLYSCREW12565S
FIBREGLASS ROOFING		
Profile Height 18 - 29mm to Purlins 1.2 - 5mm	M6.5 x 65mm Hex Head Fibreglass Self Drilling Screw	TEKHM665FGLWL
Profile Height 40 - 62.5mm to Purlins 1.2 - 5mm	M6.5 x 85mm Hex Head Fibreglass Self Drilling Screw	-
ROOF BATTEN TO TIMBER	12 - 11 x 40 Hex Head Universal Batten Screw	RBZH1240
FENCING Refer to Fencing Section later in this booklet.		
SCREW TRADE PACKS	QTY	
#12 x 20mm Hex Head Self Drilling Screws with EPDM Washer	x100	SDMH1220N4T##
	x1000	TEKH1220N4##
#12 x 45mm Hex Head Self Drilling Screws with EPDM Washer	x100	SDMH1245N4T##
	x1000	TEKH1245N4##
M6 x 25mm Hex Head Universal Screws with EPDM Washer	x100	RZHM625N4T##
	x1000	RZHM625N4##
M6 x 50mm Hex Head Universal Screws with EPDM Washer	x100	RZHM650N4T##
	x1000	RZHM650N4##



Please confirm fastener suitability prior to purchase and use.

ROOFING ACCESSORIES

ITEM	DESCRIPTION	PRODUCT CODE	
Touch Up Paint	Spray Pack 200g	TUP##	
Silicone	Tube Size 300g (Clear)	SILICONE	
	Tube Size 300g (Grey)	SILICONE-G	
Building Blanket	50mm thick. Roll Size 1200mm x 15m (18m ²)	BBLANKET50	
	75mm thick. Roll Size 1200mm x 15m (18m ²)	BBLANKET75	
	100mm thick. Roll Size 1200mm x 10m (12m ²)	BBLANKET100	
	Light Sisalation - Available on request	SISL60	
	Heavy Sisalation - Available on request	SISH60	
Galvanised Roofing Wire	Roof Safety Mesh 2.00 x 1.8 x 50m Roll	ROOFMESH20	
	Roof Safety Mesh 2.00 x 2.25 x 50m Roll	ROOFMESH202250	
Eaves Filler Strip Profiled one edge 25mm wide Specify Ridge R or Eaves E	Corodek® 915mm long (Ridge/Eaves)	EAVFILLCORO	
	Trimclad® 915mm long (Ridge/Eaves)	EAVFILLTRIMR/E	
	Hi-Deck 650 900mm long (Ridge/Eaves)	EAVFILLHIDER/E	
	Metlok® 700mm long (Ridge/Eaves)	EAVFILLMETLR/E	
	Metrospan® 800mm long (Ridge/Eaves)	EAVFILLMTSPR/E	
Builders Strap / Hoop Iron	1.2mm Galv. x 32mm wide 50 l/m per roll	BST321250	
	1.2mm Galv. x 50mm wide 50 l/m per roll	BST501250	
	1.6mm Galv. x 32mm wide 50 l/m per roll	BST321650	
Struct Tie	2100 x 25 x 0.50mm	STR421	
	4200 x 25 x 0.50mm	STR442	
Pop Rivets	AB4-2 3.2mm	RIVCS68	
	Colour 3.2mm	RIV##	
G300 Z150 Slide Adjustable Box Gutter Straps	Size 250 - 400 24 x per box	BGBKT1	
	Size 400 - 600 24 x per box	BGBKT2	
	Size 650 - 1000 16 x per box	BGBKT3	




WHERE ## APPEARS USE CODES TO IDENTIFY MATERIAL TYPE. CB FOR COLORBOND® & ZA FOR ZINCALUME®.

ZA CB


Storm-Proof Flume Pipe Assembly Please advise roof pitch when ordering	150mm Diameter 600mm Shank Standard base as pictured suits Corodek only. Available on request, additional costs apply: Ember-Proof Flume Waka Flex Base Bases to suit other profiles	FLUME##	✓	✓	
Flat Flume Minimum 25° pitch	0.55mm TCT - 150 Diameter	FLATFLUME##	✓	✓	

ROOFING ACCESSORIES

WHERE ## APPEARS USE CODES TO IDENTIFY MATERIAL TYPE
CB FOR COLORBOND® & ZA FOR ZINCALUME®

ITEM	DESCRIPTION	PRODUCT CODE	ZA	CB	
Flume Pipe Extension	0.40mm TCT - 600mm	FLUPE6	✓		
Flume Adaptor - Spun	0.55mm TCT (150 - 300mm Diameter)	FLUA	✓		
Roof Vents Please contact Metroll for availability	300mm Dia. Standard Design	ROOFVENT300##	✓	✓	
	300mm Dia. with Fan Blade for improved air flow	ROOFVENT300F##	✓	✓	
	500mm Dia. Standard Design	ROOFVENT500##	✓	✓	
	610mm Dia. Commercial	ROOFVENT610##	✓	✓	

INSULATED PANELS

ITEM	CORE THICKNESS	CEILING COLOUR	PLAIN CEILING	ELEGANCE CEILING	
Solarspan® Variable length. Specify ROOF COLOUR: Basalt® Classic Cream™ Dune® Manor Red® Pale Eucalypt® Paperbark® Shale Grey™ Surfmist® Woodland Grey®	50mm	Classic Cream™	SOL050CBCCPV	SOL050CBCCEV	
		Surfmist®	SOL050CBSMPV	SOL050CBSMEV	
	75mm	Classic Cream™	SOL075CBCCPV	SOL050CBCCEV	
		Surfmist®	SOL075CBSMPV	SOL050CBSMEV	
	100mm	Classic Cream™	SOL100CBCCPV	SOL100CBCCEV	
		Surfmist®	SOL100CBSMPV	SOL100CBSMEV	
	125mm	Classic Cream™	SOL125CBCCPV	SOL125CBCCEV	
		Surfmist®	SOL125CBSMPV	SOL125CBSMEV	
	150mm	Classic Cream™	SOL150CBCCPV	SOL150CBCCEV	
		Surfmist®	SOL150CBSMPV	SOL150CBSMEV	
	200mm	Classic Cream™	SOL200CBCCPV	SOL200CBCCEV	
		Surfmist®	SOL200CBSMPV	SOL200CBSMEV	

TRANSLUCENT SHEETING

POLYCARBONATE		0.8mm STANDARD	0.8mm HEAT STOP	1.0mm STANDARD
Polycarbonate Max. sheet length 9600mm	Corodek®	PC08STDROMAV	PC080HSTROMAV	-
	Trimclad®	PC08STDTRIMV	PC080HSTTRIMV	PC10STTRIMCV
	Greca®	PC08STDGRECAV	PC080HSGRECAV	-
FIBREGLASS		1800 GSM	2400 GSM	
Fibreglass	Corodek®	FG1800CBCORV	FG2400CBCORV	
	Trimclad®	FG1800CBTRIV	FG2400CBTRIV	
	Hi-Deck 650®	-	FG2400CBPRDV	
	Greca®	-	-	
	Metrospan®	-	FG2400CBMETV	
	Metlok 700®	-	FG2400CBML7V	
	Spanplus 300	-	FG2400CBCDEV	

RAINWATER GOODS

Fascia & Gutters

MTO = MADE TO ORDER

WHERE ## APPEARS USE CODES TO IDENTIFY MATERIAL TYPE
CB FOR COLORBOND® & ZA FOR ZINCALUME®

ITEM	DESCRIPTION	CODE	ZA	CB	
WA Metal Fascia ROLL TO ORDER LENGTH Min. 500mm Max. 9m	0.6mm BMT G300	METFASCIA##		MTO	
	Std. Fixing Clip	FC	✓		
	Side Fixing Clip	FCSF	✓		
	J Clip	FCT3	✓		
	Internal Corner	METFCSI##	✓	✓	
	External Corner	METFCE##	✓	✓	
	Sleeve	METFSS	✓		
	Left Stop End	METFSEL##	✓	✓	
	Right Stop End	METFSER##	✓	✓	
Eavesline Gutter Supersedes Straightline Slotting available on request LENGTH Min. 500mm Max. 8m	0.40mm BMT G300	40##EAVESHTV		MTO	
	F Type Clip	ELCF	✓		
	Standard Clip for Timber	ELCS	✓		
	Internal Mitre	ELMI##		MTO	
	External Mitre	ELME##		MTO	
	Left Stop End	ELSEL##	✓	✓	
	Right Stop End	ELSER##	✓	✓	
	Slotted	40##EAVESSLV		MTO	
Roofline Colonial Gutter Slotting available on request LENGTH Min. 500mm Max. 8m	0.40mm BMT G300	40##RLCOLHTV		MTO	
	F Type Clip for Metal Fascia	RLCF	✓		
	Standard Clip for Timber	RLCS	✓		
	Internal Mitre	RLMI##		MTO	
	External Mitre	RLME##		MTO	
	Left Stop End	RLSEL##	✓	✓	
	Right Stop End	RLSER##	✓	✓	
	Slotted	40##RLCOLSLV		MTO	
Patiline Gutter Slotting available on request LENGTH Min. 500mm Max. 8m	0.40mm BMT G300	40##PATLNHTV		MTO	
	Universal Clips	UC	✓		
	Internal Mitre	PLMI##		MTO	
	External Mitre	PLME##		MTO	
	Left Stop End	PLSEL##	✓	✓	
Right Stop End	PLSER##	✓	✓		

Refer to the Colour & Product Selection Tables located inside the back cover of this brochure. Always check product availability when ordering.

RAINWATER GOODS

Fascia & Gutters

MTO = MADE TO ORDER

WHERE ## APPEARS USE CODES TO IDENTIFY MATERIAL TYPE
CB FOR COLORBOND® & ZA FOR ZINCALUME®

ITEM	DESCRIPTION	CODE	ZA	CB	
Quickfix Gutter Slotting available on request LENGTH Min. 500mm Max. 8m	0.40mm G300	40##QCKFXHTV		MTO	
	Universal Clips	UC	✓		
	Internal Mitre	QFMI##		MTO	
	External Mitre	QFME##		MTO	
	Left Stop End	PLSEL##	✓	✓	
	Right Stop End	PLSER##	✓	✓	
Squareline Gutter Slotting available on request LENGTH Min. 500mm Max. 8m	0.40mm BMT G300	40##SQRLNHTV		MTO	
	0.55mm G300 Limited colours only*			MTO	
	Internal Mitre	SQLMI040##		MTO	
	External Mitre	SQLME040##		MTO	
	Left Stop End	SQLSEL##	✓	✓	
	Right Stop End	SQLSER##	✓	✓	
	Flat Tail Clip	FTC	✓		
	Universal Clip	UC	✓		
Gen. Purpose Clip	GPC	✓			
Quarter Round Gutter Slotting available on request LENGTH Min. 500mm Max. 8m CB ULTRA Max Length 6m	0.40mm BMT G300	40##QTRNDHTV		MTO	
	F Type Clip	QRCF	✓		
	Standard Clip for Timber	QRCS	✓		
	Left Stop End	QRSEL##	✓	✓	
	Right Stop End	QRSER##	✓	✓	
Smartline Gutter LENGTH Min. 500mm Max. 8m	0.40mm BMT G300	40##SMTLNHTV		MTO	
	F Type Clip	SCLF	✓		
	Standard Clip for Timber	SLCS	✓		
	Left Stop End	SLSEL##	✓	✓	
	Right Stop End	SLSER##	✓	✓	


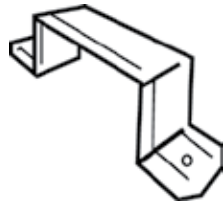



Refer to the Colour & Product Selection Tables located inside the back cover of this brochure. Always check product availability when ordering.

RAINWATER GOODS

Gutter Accessories



MTO = MADE TO ORDER

WHERE ## APPEARS USE CODES TO IDENTIFY MATERIAL TYPE
CB FOR COLORBOND® & ZA FOR ZINCALUME®

ITEM	DESCRIPTION	PRODUCT CODE	ZA	CB	
Square Outlets	75 x 50mm	DPO7550ZA	✓		
	95 x 45mm	DPO9545ZA	✓		
	100 x 50mm	DPO10050ZA	✓		
	100 x 75mm	DPO10075ZA	✓		
	100 x 100mm	DPO100100ZA	✓		
Square Clips	75 x 50mm	STRAP75/50##	✓	✓	
	95 x 45mm	STRAP95/45##	✓	✓	
	100 x 50mm	STRAP100/50##	✓	✓	
	100 x 75mm	STRAP100/75##	✓	✓	
	100 x 100mm	STRAP100/100##	✓	✓	
	100 x 150mm	STRAP100/150##		MTO	
	Strap x 1800mm long	STRAP##18		MTO	
Round Outlets	50mm	DPO50ZA	✓		
	75mm	DPO75ZA	✓		
	90mm	DPO90ZA	✓		
	100mm	DPO100ZA	✓		
Round Clips	75mm ZA & Limited Colours only	STRAPR75##	✓	✓	 STRAP CLIP BRACKET
	100mm	STRAPR100ZA	✓		
	75mm Stand Off Clip ZA & Limited Colours only	STANDOFF75##	✓	✓	
	75mm Stand Off Bracket	BKTSOFF	✓		
Gutter Guard Sold in packs of 5 x 2m lengths only	Colonial Gutter Guard 0.35mm G300 AZ150	GGRL10			
	Eavesline Gutter Guard 0.35mm G300 AZ150	GGEL10			

Refer to the Colour & Product Selection Tables located inside the back cover of this brochure. Always check product availability when ordering.

DOWNPIPES

ITEM	DESCRIPTION	PRODUCT CODE	ZA	CB	
Square Downpipe	95 x 45 x 1800mm	DP95/45##18	✓	✓	
	95 x 45 x 2400mm	DP95/45##24	✓	✓	
	100 x 50 Max. 3m	DP100/50##HV		MTO	
	100 x 75	DP100/75##HV		MTO	
	100 x 100	DP100/100##HV		MTO	
	75 x 50	DP75/50##HTV		MTO	
Round Downpipe	65mm Dia. x 1800mm Max. 3m	DP50##18	✓	✓	
	75mm Dia. x 1800mm Limited colours only	DP75##18	✓	✓	
	90mm Dia.	DPCRND100##V	MTO	MTO	
	100mm Dia.		MTO	MTO	
	150mm Dia.	DPCRND200##V	MTO	MTO	
	200mm Dia.		MTO	MTO	


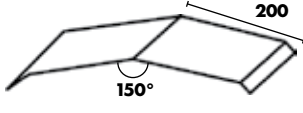

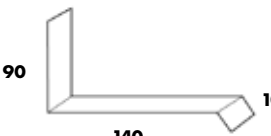
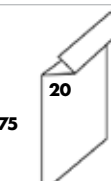

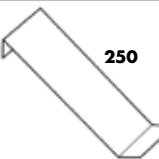
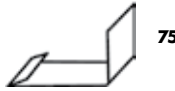
RAINWATER GOODS

Ridge Caps, Valleys & Flashings

ALL ITEMS BELOW ARE MADE TO ORDER IN ZINCALUME® & COLORBOND®

MAXIMUM LENGTH 8m

RECOMMENDED MAX. LENGTH 7m

ITEM	DESCRIPTION	PRODUCT CODE	
Roll Top Ridge Cap Nominate to suit Trimclad® or Corodek®	390mm Girth x 0.40mm BMT Trimclad®	40##RTRTRIMV	
	390mm Girth x 0.40mm BMT Corodek®	40##ROLLTOPV	
Flat Ridge Cap Nominate to suit Trimclad® or Corodek®	395mm Girth x 0.55mm BMT	55##FLTROTPV	
E -Type Barge Mould Nominate to suit Trimclad® or Corodek®	300mm Girth x 0.55mm BMT COLORBOND® & ZINCALUME®	55##ETYPEBMV	
Standard Barge Nominate to suit Trimclad® or Corodek®	240mm Girth x 0.55mm BMT COLORBOND® & ZINCALUME®	55##STDBARGV	
Standard Apron Flashing Nominate to suit Trimclad® or Corodek®	240mm Girth x 0.55mm BMT COLORBOND® & ZINCALUME®	55##STDAPRHV	
Wedge Over Flashing	100mm Girth x 0.55mm BMT COLORBOND® & ZINCALUME®	55##OVERFLSV	
Corner Mould 0.55mm BMT 0.40mm BMT Flashing variant available in ZA only	100 x 100mm in CB & ZA	55##CNRM100V	
	75 x 75mm in CB & ZA	55##CNRM075V	
	130 x 75mm in CB & ZA	55##CNRM130V	
Hookover Flashing	300mm Girth x 0.55mm BMT COLORBOND® & ZINCALUME®	55##HOOKOVRV	
Valley	390mm Girth x 0.40mm BMT	40##VALLGUTV	
	1800mm Girth x 0.40mm BMT Zinc Only	40ZAVALL18	
Valley R/Rolled	390mm Girth x 0.40mm BMT MTO sizes 1800 - 5000	40##RVALGUTV	
Secret Gutter	225mm Girth x 0.55mm BMT COLORBOND® & ZINCALUME®	55##SECRETGV	
Boundary Gutter	90mm Base	55BOUND9075	
	110mm Base	55BOUND11075	

RAINWATER GOODS

Custom Flashings

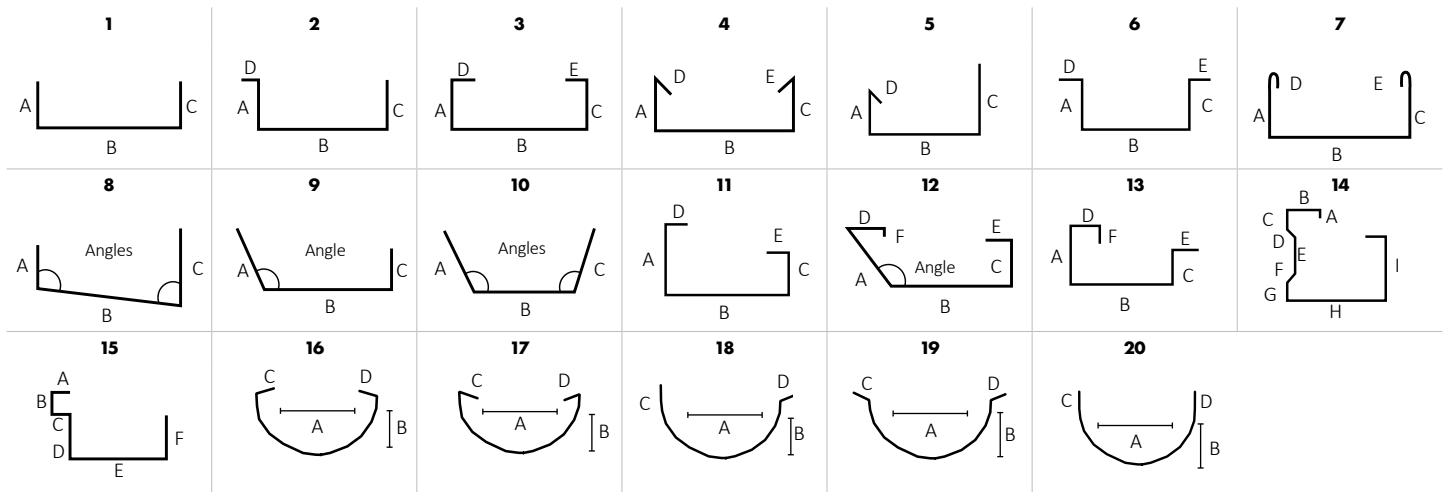
Taper, Safe Edge & Extra Bends available - POA

PRODUCT	GIRTH mm												MANUFACTURING LENGTHS	
	100	150	200	240	300	400	500	600	700	800	900	1000		1200
LIGHT GAUGE FLASHINGS														
0.55mm BMT Zinalume [®] , Colorbond [®] & Galv.	✓	✓	✓	✓	✓	✓	✓	✓	✓	✓	✓	✓	✓	Minimum 0.600mm Maximum 8.000mm
0.75mm BMT Zinalume [®]														
HEAVY GAUGE FLASHINGS														
0.95mm BMT Galv.														Maximum up to 5m as standard and up to 9.5m by arrangement.
1.15mm BMT Zinalume [®] & Galv.														
1.55mm BMT Galv.	✓	✓	✓	✓	✓	✓	✓	✓	✓	✓	✓	✓	✓	
1.95mm BMT Galv.														
2.45mm BMT Galv.														

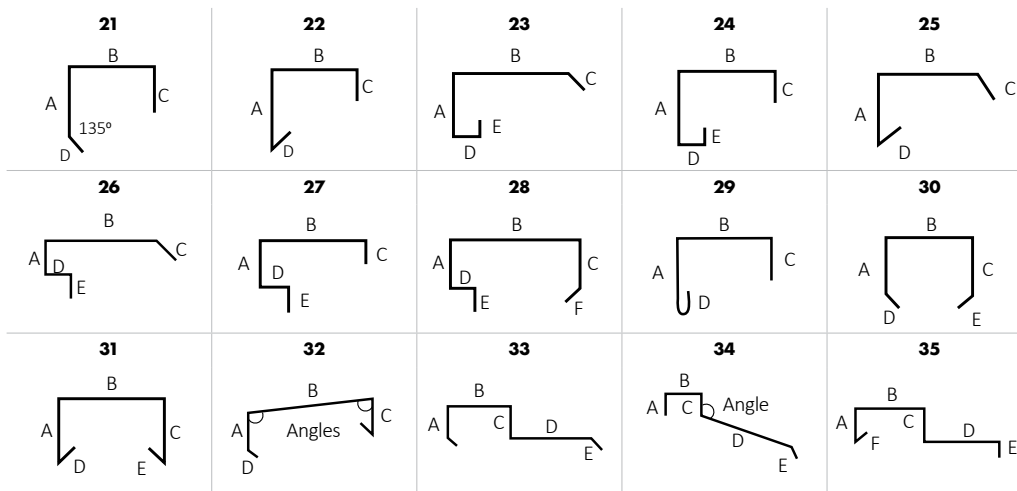
RAINWATER GOODS

Custom Flashings

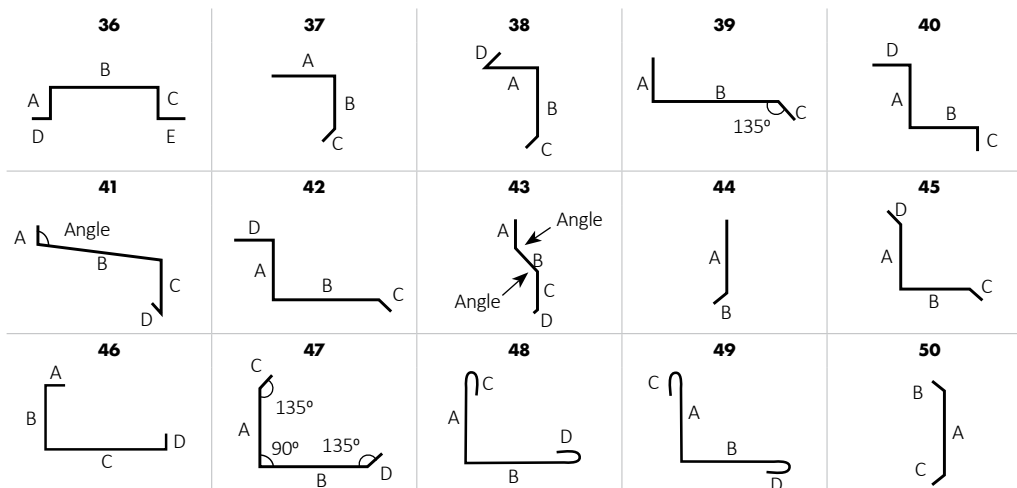
GUTTERS



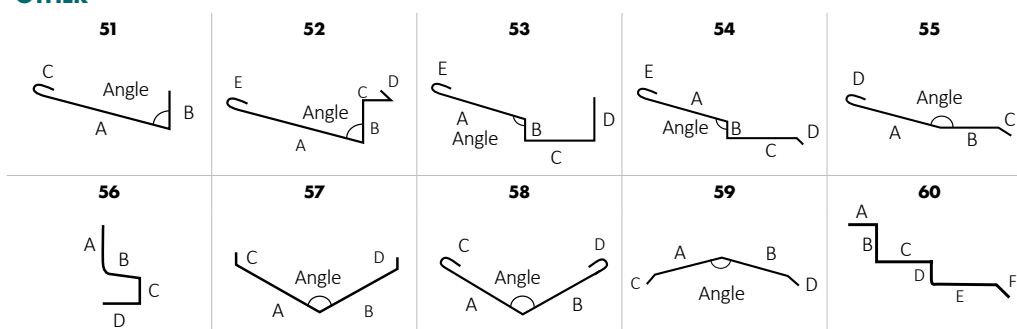
CAPPINGS



FLASHINGS



OTHER



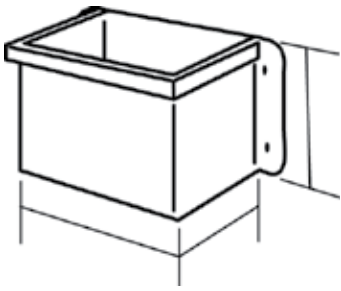
HOW TO ORDER:

1. Choose the appropriate profile number, material thickness and finish.
2. Should COLORBOND® steel be required, nominate which side the colour is to be.
3. Identify the measurement for each letter shown.
4. Identify the angle where applicable.
5. Specify direction for tapered flashings.
6. Advise the quantity and length applicable to each profile.
7. Include a flashing sketch to ensure order accuracy.

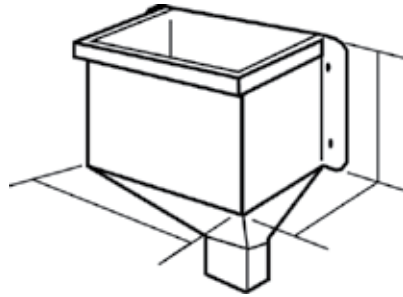
RAINWATER GOODS

Rain Heads & Sumps

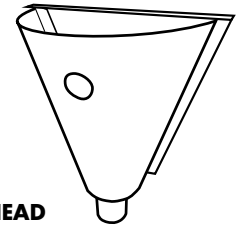
MADE TO YOUR SPECIFICATIONS IN ZINCALUME® & COLORBOND® STEELS.
CONTACT METROLL FOR DETAILS.



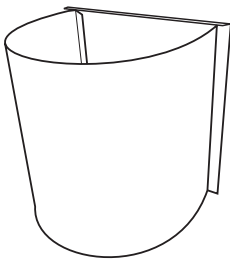
TYPE 1 FLAT BOTTOM RAIN HEAD
Downpipe Outlet not included



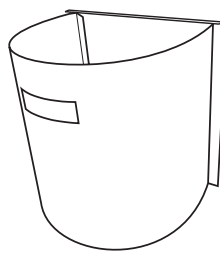
TYPE 2 TAPERED BOTTOM RAIN HEAD
Downpipe Outlet fitted



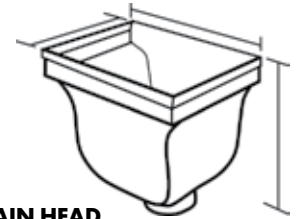
TYPE 5 CONICAL RAIN HEAD
Downpipe Outlet fitted



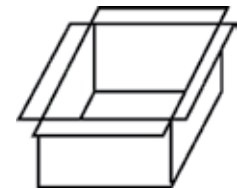
TYPE 3 CYLINDRICAL RAIN HEAD
Downpipe Outlet fitted



TYPE 4 NED KELLY RAIN HEAD
Downpipe Outlet fitted



TYPE 6 COLONIAL RAIN HEAD
Downpipe Outlet fitted





RAIN SUMP
Downpipe Outlet not included

Ventilating Ridge Caps

MADE TO ORDER

Manufactured from 0.55mm material.
Nominate roof pitch and roof profile when ordering.
Allow 60mm overlap for joins.

ITEM	DESCRIPTION	ZA & CB	
Standard Ridge Cap Nominate to suit profile	100mm throat assembled per metre	✓	
	150mm throat assembled per metre	✓	
	200mm throat assembled per metre	✓	
	300mm throat assembled per metre	✓	
	400mm throat assembled per metre	✓	
Standard Ridge Cap with Mesh	100mm throat assembled per metre	✓	
	150mm throat assembled per metre	✓	
	200mm throat assembled per metre	✓	
	300mm throat assembled per metre	✓	
	400mm throat assembled per metre	✓	
Ridge Cap Stop Ends	100mm throat	✓	
	150mm throat	✓	
	200mm throat	✓	
	300mm throat	✓	
	400mm throat	✓	
Met-Vent Suits 390mm Rolled Ridge Cap. Nominate to suit profile. Available in COLORBOND® Colours.	75mm H x 150mm W x up to 1200mm L Custom lengths available MTO. Max. Length 1200mm Max. Width 1000mm	✓	

DOOR FRAMES

Refer to the Metroll Door Frame brochure for complete details

DETERMINING LEFT & RIGHT HAND DOORS



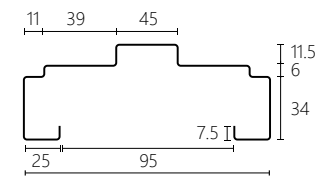
RESIDENTIAL DOOR FRAME RANGE

SPECIFICATIONS				
SINGLE	DOUBLE	WC	SINGLE SLIDER	DOUBLE SLIDER
2040 x 410	2040 x 2 x 410			2040 x (2 x 545 [DS 570])
2040 x 520	2040 x 2 x 520			2040 x (2 x 645 [DS 670])
2040 x 620	2040 x 2 x 620	2040 x 620	2040 x 620 (DS 670)	2040 x (2 x 745 [DS 770])
2040 x 720	2040 x 2 x 720	2040 x 720	2040 x 720 (DS 770)	2040 x (2 x 795 [DS 820])
2040 x 770	2040 x 2 x 770	2040 x 770	2040 x 770 (DS 820)	2040 x (2 x 845 [DS 870])
2040 x 820	2040 x 2 x 820	2040 x 820	2040 x 820 (DS 870)	2040 x (2 x 895 [DS 920])
2040 x 870	2040 x 2 x 870	2040 x 870	2040 x 870 (DS 920)	2040 x (2 x 945 [DS 970])
2040 x 920	2040 x 2 x 920	2040 x 920	2040 x 920 (DS 970)	

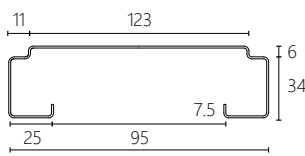
METRO DOOR FRAMES

SINGLE 2 HINGE	SINGLE 3 HINGE	SINGLE 3 HINGE & DEADLOCK	DOUBLE 2 HINGE*	WC 2 HINGE	SINGLE SLIDER	DOUBLE SLIDER
95mm BACK OPENING						
2040 x 410	2040 x 820	2040 x 820	2040 x (2 x 410)	2040 x 620	2040 x 620 (DS 670)	2040 x (2 x 545 [DS 570])
2040 x 520	2040 x 920		2040 x (2 x 520)	2040 x 720	2040 x 720 (DS 770)	2040 x (2 x 645 [DS 670])
2040 x 620			2040 x (2 x 620)	2040 x 820	2040 x 770 (DS 820)	2040 x (2 x 745 [DS 770])
2040 x 720		2040 x (2 x 720)	2040 x 920	2040 x 820 (DS 870)	2040 x (2 x 845 [DS 870])	
2040 x 820		2040 x (2 x 820)		2040 x 920 (DS 970)		
2040 x 870			*2 hinges each side			

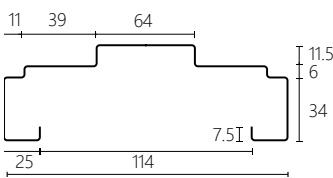
114mm BACK OPENING						
2040 x 520	2040 x 820	2040 x 820	2040 x (2 x 520)	2040 x 620		
2040 x 620	2040 x 870		2040 x (2 x 620)	2040 x 720		
2040 x 720	2040 x 920		2040 x (2 x 720)	2040 x 820		
2040 x 820			2040 x (2 x 820)			
2040 x 870						



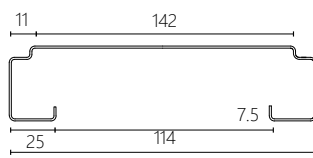
95mm BACK OPENING



SLIDER 95mm BACK OPENING



114mm BACK OPENING



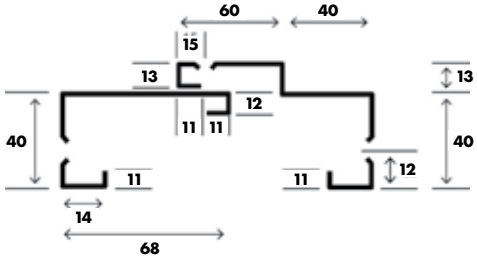
SLIDER 114mm BACK OPENING

METRO ROBE DOOR FRAMES

- Available in 2, 3, 4, 5 and 6 door combinations.
- A shelf rail is an optional extra. It is welded into position approximately 1700mm from floor level.
- Special sizes are available on request.
- Nominate which side the single door is on for 3 or 5 door frames.
- Frames are ordered by door size and Metroll supply a frame 3mm wider for each door leaf.
- The single door is always hung on the stile unless otherwise requested.

DOOR FRAMES & METER BOXES

SPLIT DOOR FRAMES

DOOR SIZE	STUD WALL OPENING SIZE	STUD OPENING SIZE	
2040 x 920	2080 x 855	Door Height: Add 40mm Door Width: Add 35mm	
2040 x 820	2080 x 855		
2040 x 720	2080 x 755		
2040 x 620	2080 x 655		
2040 x 2 x 620	2080 x 1275		
2040 x 2 x 820	2080 x 1675		

DOOR FRAME ACCESSORIES

AVAILABLE ACCESSORIES	PRODUCT CODE
Pull Through White Rubber Buffers	DFBUFF
Extra 100 x 75 x 1.6mm Fitted Hinge	HNGL or HNGR
Corrugated, Offset Brick Ties	DFTIECOS
Striker Kits	DFSTRIKEK
Stud Framing Clips	SFC

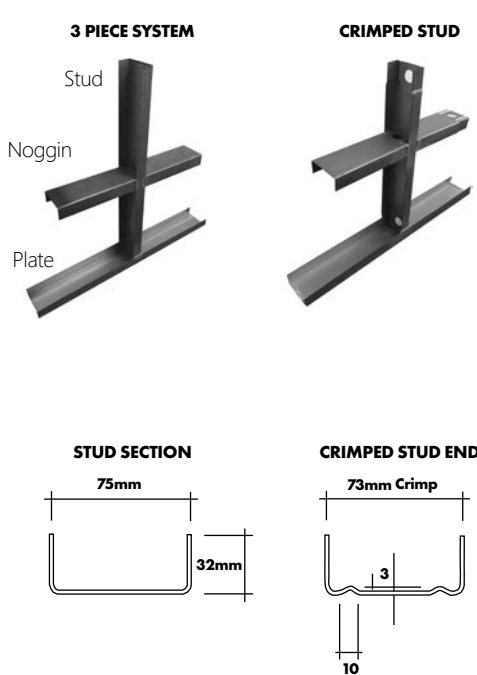
AVAILABLE ACCESSORIES	
Steel Stud Frame Brackets	Shelf Rail
Screw Fix Hinge Preparation	Mullion
Fixed Pin Hinge 100 x 75 x 1.6mm	Sill/Bottom Rail
Broad Butt Hinge 100 x 100mm	Dead Lock Striker Cut Out

METER BOXES

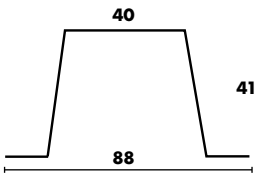
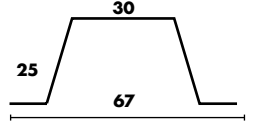
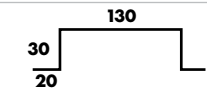
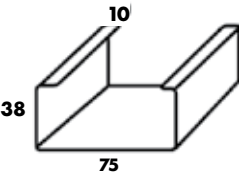
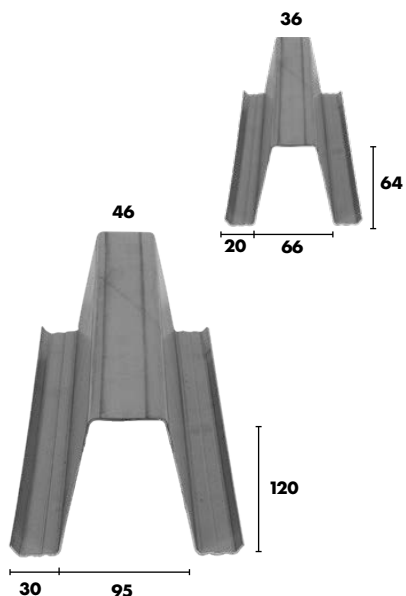
Optional view panel and lock available. View panel fitted to the left hand side of Electric & Combination meter box lids.

ITEM	DESCRIPTION	PRODUCT CODE	
Combination Meter Box Plain	1029 H x 497 W x 272 D mm	MBCP	
Combination Meter Box Recessed	1029 H x 497 W x 272 D mm	MBCR	
Domestic Electric Box Plain	509 H x 497 W x 272 D mm	MBEP	
Domestic Electric Box Recessed	509 H x 497 W x 273 D mm	MBER	
Domestic Gas Meter Box Plain	514 H x 497 W x 258 D mm	MBGP	
Domestic Gas Meter Box Recessed	514 H x 497 W x 258 D mm	MBGR	
Meter Box Lock & Key		YALE	

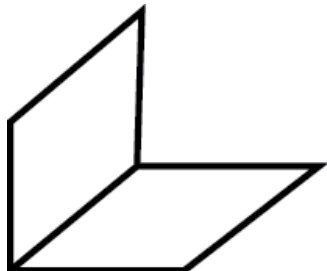
STUD FRAMING

ITEM	DESCRIPTION	PRODUCT CODE	
STANDARD STUD 75 x 30mm			
3 Piece System Plate, Stud & Noggin STOCK LENGTHS 7.4m & 10m Blue End - Stud Yellow End - Plate Red End - Noggin	Plate 78 x 28mm x 7.4m	PLT1274	 <p>3 PIECE SYSTEM</p> <p>Stud Noggin Plate</p> <p>CRIMPED STUD</p> <p>STUD SECTION 75mm 32mm</p> <p>CRIMPED STUD END 73mm Crimp 3 10</p>
	Plate 78 x 28mm x 10m	PLT1210	
	Stud 75 x 30mm x 7.4m	STUD1274	
	Stud 75 x 30mm x 10m	STUD1210	
	Noggin 72 x 32mm x 7.4m	NOG1274	
Plate, Stud & Noggin MADE TO ORDER LENGTHS	Stud	STUD075TCPLV	
	Plate	PLAT078TCPLV	
	Noggin	NOGG072TCPLV	
1.20mm G300 Crimped Minimum Length 200mm	Plain	STUD075TCPLV	
	1 Crimp	STUD075TC1CV	
	2 Crimp	STUD075TC2CV	
CYCLONIC STUD 75 x 40mm 1.6mm Zinalume® G450 Stock Lengths 7.4m & 10m	Plain	STUC075TCPLV	

STEEL ROOF FRAMING

ITEM	DESCRIPTION	PRODUCT CODE	
Roof Batten 0.55mm BMT G550 Truecore® 40mm High Maximum 8m	Stock Size 4800	RBATTR48	
	Stock Size 6100	RBATTR61	
	MTO Lengths	RBATTEN40PMV	
Cyclonic Roof Batten 0.75mm BMT G550 Truecore® 40mm High	Stock Size 6100	RBATTC61	
	MTO Lengths	RBATTCYCLONV	
Ceiling Batten 0.42mm BMT G550 Truecore® 25mm High	Stock Size 6100	CBATTR61	
Valley Board 1.20mm BMT G550	MTO	VALLEYBRDPMV	
75mm C Sections		MTO	STOCK 6m
	75LC08 G550	C07508-SECTV	C0750806
	75LC10 G550	C07510-SECTV	C0751006
	75LC12 G500	C07512-SECTV	C0751206
	75LC15 G450	C07515-SECTV	C0751506
Top Hat Section 64	64 x 0.75 MTO	THAT06475HTV	
	64 x 0.95 MTO	THAT06495HTV	
Top Hat Section 120	120 x 0.75 x 6100mm long STOCK	THAT1207561	
	120 x 0.75 x 7000mm long STOCK	THAT1207570	
	120 x 0.75 x MTO Length	THAT12075HTV	
	120 x 0.95 x 6100mm STOCK	THAT1209561	
	120 x 0.95 x 7000mm STOCK	THAT1209570	
	120 x 0.95 x MTO Length	THAT12095HTV	
	120 x 1.20 x MTO Length	THAT12012HTV	

ANGLES

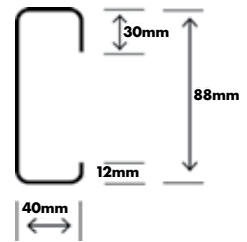
ITEM	DESCRIPTION	PRODUCT CODE	Stock	
Patio Angles 1.15mm Galv.	38 x 38 x 2400	A03803812XXGA	✓	
	38 x 38 x 3050		✓	
	38 x 38 x 3600		✓	
	38 x 38 x 4800		✓	
	38 x 38 x 5400		✓	
	38 x 38 x 6100		✓	
	50 x 30 x 2400	A0500301224ZA	✓	
	50 x 30 x 3600	A0500301236ZA	✓	
	50 x 30 x 4500	A0500301245ZA	✓	
	50 x 50 x 3000	A0500501230GA	✓	
Trim Angles Galv.	1.6mm 50 x 50 x 2400	A0500501624GA	✓	
	2.0mm 50 x 50 x 5000	A0500502050	✓	
	1.95mm 75 x 75 x 6000	A07507519560	✓	

PURLINS, GIRTS & UNISPAN

ITEM	TRUSPAN Z SECTION	LIPPED CHANNEL C SECTION	GAUGE mm	GRADE	COATING
100	100TS12	100LC12	1.2	G500	Z350
	100TS15	100LC15	1.5	G450	Z350
	100TS19	100LC19	1.9	G450	Z350
150	150TS12	150LC12	1.2	G500	Z350
	150TS15	150LC15	1.5	G450	Z350
	150TS19	150LC19	1.9	G450	Z350
	150TS24	150LC24	2.4	G450	Z350
200	200TS12	200LC12	1.2	G500	Z350
	200TS15	200LC15	1.5	G450	Z350
	200TS19	200LC19	1.9	G450	Z350
	200TS24	200LC24	2.4	G450	Z350
250	250TS15	250LC15	1.5	G450	Z350
	250TS19	250LC19	1.9	G450	Z350
	250TS24	250LC24	2.4	G450	Z350
300	300TS24	300LC24	2.4	G450	Z350
	300TS30	300LC30	3.0	G450	Z350
350	350TS24	350LC24	2.4	G450	Z350
	350TS30	350LC30	3.0	G450	Z350
400	400TS24	400LC24	2.4	G450	Z350
	400TS30	400LC30	3.0	G450	Z350
UNISPAN	UNISPAN10		1.0	G550	Z350
	UNISPAN12		1.2	G500	Z350
	UNISPAN15		1.5	G450	Z350

Available rolled and punched to length or as plain lengths ex-stock.

Please refer to stock list on following page.



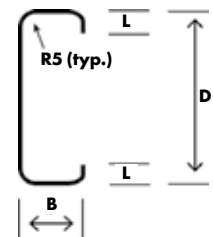
UNISPAN SECTION

PURLIN DIMENSIONS LIPPED CHANNEL C SECTIONS

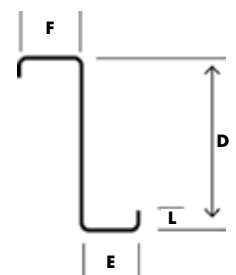
ITEM	DIMENSION mm		
	D	B	L
100LC12	102	51	13.0
100LC15	102	51	13.5
100LC19	102	51	14.0
150LC12	152	64	14.5
150LC15	152	64	15.5
150LC19	152	64	16.5
150LC24	152	64	18.0
200LC12	203	69	25.0
200LC15	203	76	15.0
200LC19	203	76	18.5
200LC24	203	76	20.5
250LC15	254	76	15.5
250LC19	254	76	18.0
250LC24	254	76	21.0
300LC24	300	96	27.0
300LC30	300	96	31.0
350LC24	350	125	30.0
350LC30	350	125	30.0
400LC24	400	125	30.0
400LC30	400	125	30.0

TRUSPAN Z SECTIONS

ITEM	DIMENSION mm			
	D	E	F	L
100TS12	102	49	53	13.0
100TS15	102	49	53	13.5
100TS19	102	48	53	14.5
150TS12	152	61	65	14.5
150TS15	152	61	65	15.5
150TS19	152	61	65	16.5
150TS24	152	60	66	18.0
200TS12	203	69	72	25.0
200TS15	203	74	79	15.0
200TS19	203	74	79	18.5
200TS24	203	73	79	20.5
250TS15	254	74	79	15.5
250TS19	254	74	79	18.0
250TS24	254	73	79	21.0
300TS24	300	100	93	27.0
300TS30	300	100	93	31.0
350TS24	350	129	121	30.0
350TS30	350	129	121	30.0
400TS24	400	129	121	30.0
400TS30	400	129	121	30.0



LIPPED CHANNEL C SECTION



TRUSPAN Z SECTION

PURLINS, GIRTS & UNISPAN

STOCK PURLINS - 8m C & Z

ITEM	PRODUCT CODE	
	C Purlins	Z Purlins
100 1.5mm	C1001580	Z1001580
100 1.9mm	C1001980	
150 1.5mm	C1501580	Z1501580
150 2.4mm	C1502480	
200 1.9mm	C2001980	
250 2.4mm	C2502480	

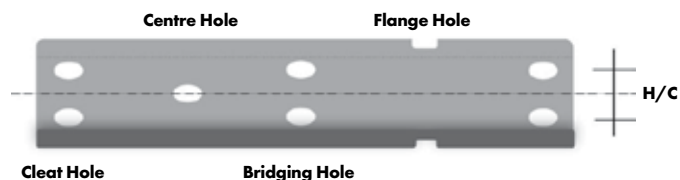
PURLIN HOLES & CENTRES

STANDARD HOLES

All holes are 18 x 32mm slotted.
Round Flange Holes are available on request.
Unispan can have centre-line punching of 13mm holes only.

CUSTOM HOLES

Available on request: 14mm diameter
18mm diameter
22mm diameter



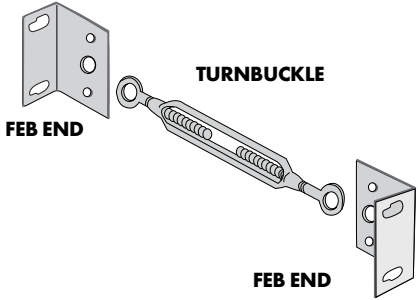
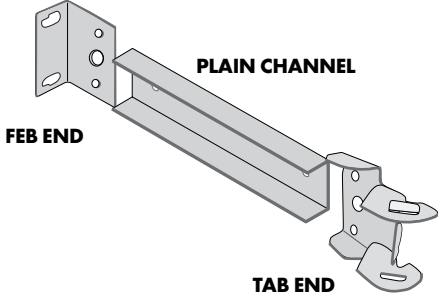

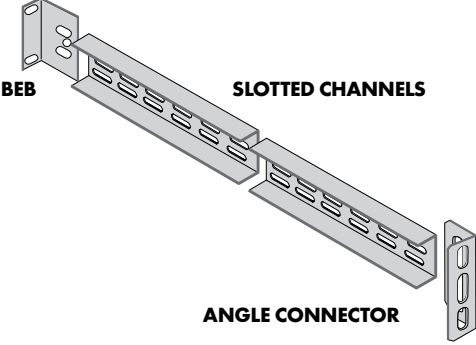
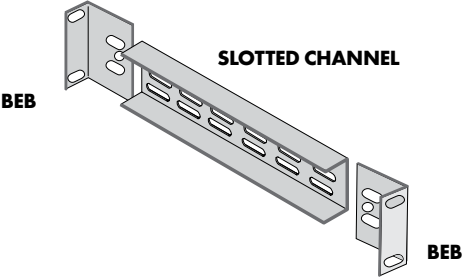
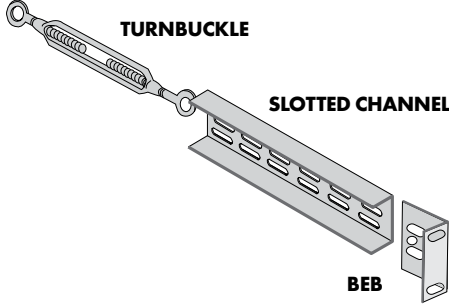

PURLIN CENTRES

PURLIN	CLEAT & BRIDGING CENTRES mm
100TS/LC	40
150TS/LC	60
200TS/LC	110
250TS/LC	160
300TS/LC	210
350TS/LC	260
400TS/LC	310

PURLIN SERVICES

ITEM	DESCRIPTION
Mitre Cut	Purlin cut using plasma cutter.
Notch Cut	Purlin cut using plasma cutter
Drill	Drill non-standard hole
Z450	Available on request. Lead time and minimum order quantity may apply
Downturn Lip	Available on request. Lead time and minimum order quantity may apply
Fascia Purlin	Bent to suit roof pitch greater than 5 degrees

TAB-LOK BRIDGING

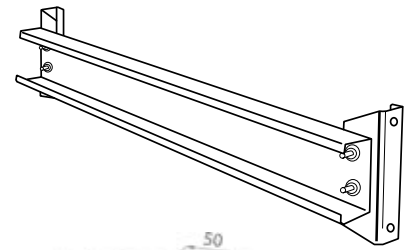
ITEM & USE	PRODUCT CODE	APPROX. KG/UNIT	
<p>RIDGE BRIDGING Use to brace purlins at the ridge of a roof. Consists of an adjustable Turnbuckle with TAB End brackets at both ends. Also available with a Bolted End Bracket (BEB) at each end. Attached with M12 Purlin Bolts.</p>	<p>RBTT100 RBTT150 RBTT200 RBTT250</p>	<p>0.600</p>	 <p>TURNBUCKLE FEB END FEB END</p>
<p>INTERMEDIATE BRIDGING Use to brace intermediate rows of purlins. Consists of a plain channel with a FEB End on one end and a TAB End on the other.</p>	<p>IBFT100PERMV IBFT150PERMV IBFT200PERMV IBFT250PERMV</p>	<p>1.400</p>	 <p>PLAIN CHANNEL FEB END TAB END</p>
<p>When used for a Curved Roof these brackets will be bolted to pivot through the centre hole of the bracket. Also available with FEB Ends on both ends.</p>		<p>1.535</p>	 <p>TAB END</p>
<p>FASCIA BRIDGING Use to brace a fascia purlin to the first row of purlins up to the eaves. Consists of Slotted Channels (slotted internal and external) bolted together with an angle connector (for bolting to fascia) on one end and a Bolted End Bracket (BEB) on the other.</p>	<p>FASB100 FASB150 FASB200 FASB250</p>	<p>2.800</p>	 <p>BEB SLOTTED CHANNELS ANGLE CONNECTOR</p>
<p>GIRT SUPPORT Use to brace the bottom row of girts to a concrete panel/slab or similar. Consists of a Slotted Channel with a Bolted End Bracket (BEB) on each end.</p>	<p>GRTS100 GRTS150 GRTS200 GRTS250</p>	<p>1.000</p>	 <p>BEB SLOTTED CHANNEL BEB</p>
<p>GIRT HANGER Use to brace the top row of girts to the fascia bridging. Consists of a slotted channel with a bolted bracket (BEB) on one end and a turnbuckle (to fix to fascia bridging) bolted to the other.</p>	<p>GRTH100 GRTH150 GRTH200 GRTH250</p>	<p>2.800</p>	 <p>TURNBUCKLE SLOTTED CHANNEL BEB</p>
<p>TIE ROD 12mm and 16mm galvanised threaded rod with two nuts and two washers on each end.</p>	<p>TIEROD12PERV TIEROD16PERV</p>	<p>1.000 per metre</p>	

TAB-LOK BRIDGING

BRIDGING FOR 300 - 400 SERIES PURLINS

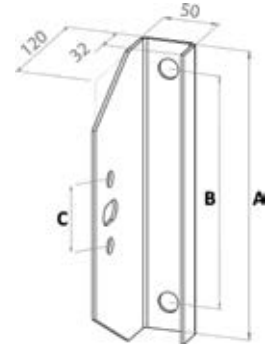
A more rigid bridging system is required for the 300 to 400 series purlins due to the larger spans and greater loads. Components are not the same as used in standard bridging. Components consist of C150LC15 and 200LC15 Channel. Bridging Ends are assembled with high strength M12 x 30mm Purlin Bolts.

ITEM	DESCRIPTION	Kg/Unit
300mm	150LC15 & Bridging Brackets	5.700
350mm	150LC15 & Bridging Brackets	5.700
400mm	200LC15 & Bridging Brackets	6.00





BRIDGE END PLATE DIMENSIONS MM

ITEM	A	B	C	Weight (kg)
EP300	260	210	60	1.07
EP350	310	260	60	1.29
EP400	360	310	110	1.52



BRIDGING ACCESSORIES

ITEM	PRODUCT CODE	Approx. Kg/Unit
12 x 30mm Grade 4.6 Purlin Bolts with Flanged Washers Grade	BOLNUTFP123046	0.067
12 Low Profile Head Fascia Bolts	BOLNUTFP123046	0.055
12 x 30mm Grade 8.8 Purlin Bolts	BOLNUTFP123088	0.076
Angle Connector to suit 40mm H/C	AC100	0.125
Angle Connector to suit 60mm H/C	AC150	0.250
Angle Connector to suit 110mm H/C	AC200	0.350
Angle Connector to suit 160mm H/C	AC250	0.416
Clamp Plate to suit 40mm H/C	CP100	0.088
Clamp Plate to suit 60mm H/C	CP150	0.185
Clamp Plate to suit 110mm H/C	CP200	0.283
Clamp Plate to suit 160mm H/C	CP250	0.370
12mm Tie Rod with Washers & Nuts	TIEROD12PERV	1.100
16mm Tie Rod with Washers & Nuts	TIEROD16PERV	1.460
General Purpose Bracket to suit 40mm H/C	GPB100	0.189
General Purpose Bracket to suit 60mm H/C	GPB150	0.452
General Purpose Bracket to suit 110mm H/C	GPB200	0.566
General Purpose Bracket to suit 160mm H/C	GPB250	0.948

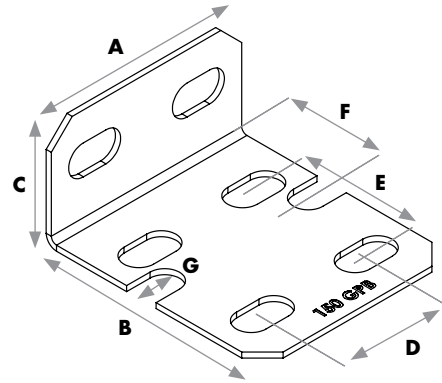
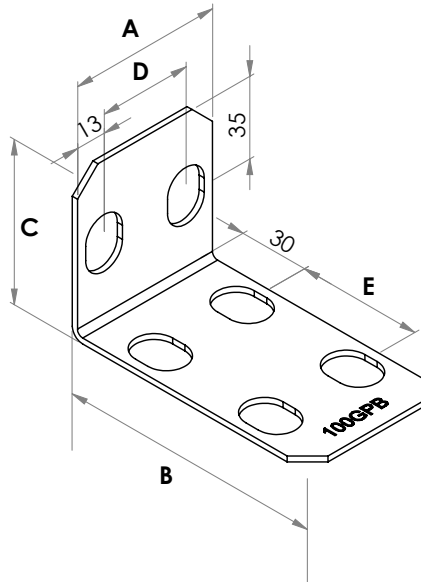
ITEM	DESCRIPTION	PRODUCT CODE	
Safebridge® Support Bracket		SBBRACKET	
Safebridge® Adjustable Bridging	400mm to 610mm	SBBRIDGE4/6	
	610mm to 910mm	SBBRIDGE6/9	
	910mm to 1210mm	SBBRIDGE9/12	
	1210mm to 1360mm	SBBRIDGE12/13	
	1360mm to 1520mm	SBBRIDGE13/15	

BRACKETS

GENERAL PURPOSE BRACKETS

All dimensions in mm. All 2.9mm Galvanised G2 Z275.

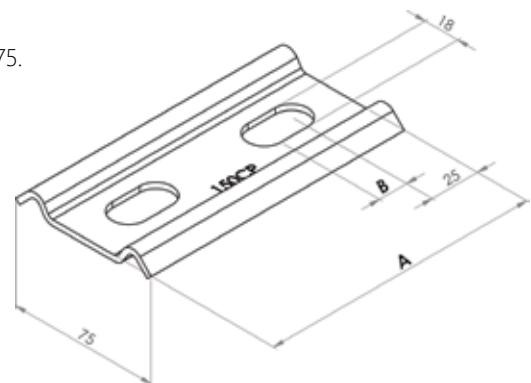
ITEM	A	B	C	D	E	F	G	KG
GPB100	66	115	70	40	54	n/a	n/a	0.190
GPB150	110	132	73	60	70	55	15	0.385
GPB200	159	134	72	110	75	67	16	0.633
GPB250	211	133	72	160	75	67	16	0.880
GPB300	260	152	70	210	95	90	22	1.211
GPB350	310	182	80	260	122	120	22	1.775
GPB400	360	197	96	310	137	125	22	2.337



CLAMP PLATES

All dimensions in mm. All 2.4mm Galvanised G2 Z275.

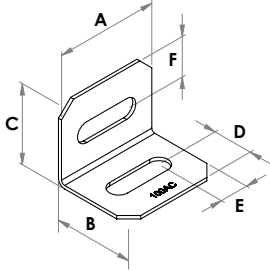
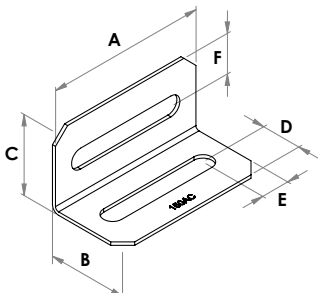
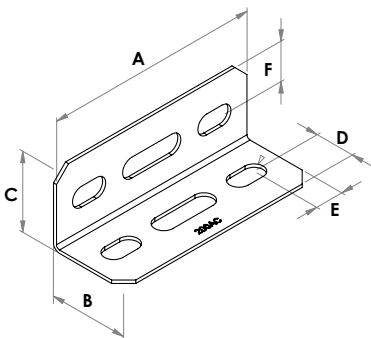
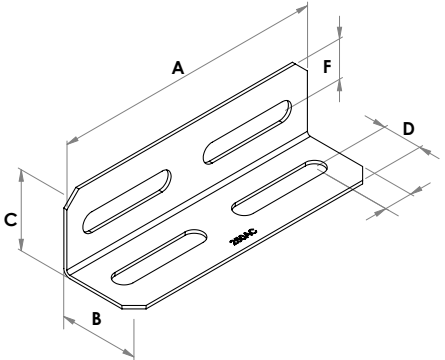
ITEM	A	B	KG
CP100	90	40	0.129
CP150	140	15	0.215
CP200	190	15	0.338
CP250	240	15	0.415
CP300	290	40	0.608
CP350	340	40	0.721
CP400	390	40	0.834



BRACKETS

ANGLE CONNECTORS

All dimensions in mm. All 2.4mm Galvanised G2 Z275.

ITEM	A	B	C	D	E	F	KG	
AC100	100	45	45	15	23	15	0.232	
AC150	143	58	60	26	22	35	0.348	
AC200	193	58	58	26	20	33	0.499	
AC250	243	65	58	33	24	33	0.610	

STEEL FENCING Components



MTO = MADE TO ORDER
WHERE ## APPEARS USE CORRECT
SUFFIX TO IDENTIFY REQUIRED COLOUR

ITEM	HEIGHT mm	PRODUCT CODE	Availability		
Fence Posts Minimum Length 200mm	1500	FNP##15	Stock	<p>RAIL POST</p>	
	1800	FNP##18	Stock		
	2100	FNP##21	Stock		
	2400	FNP##24	Stock		
	2700	FNP##27	Stock		
	3000	FNP##30	Stock		
Fence Rails	2365	FNR##23	Stock		
	3125	FNR##31	Stock		
Steel Lattice 0.55 BMT	300 H x 2355 L	SL2355##	Stock Limited Colours		
	300 H x 3120 L	SL3120##	MTO		
Trimclad® & Harmony Fence Sheets Special Runs Available TRIMCLAD® Minimum 500mm Maximum 4000mm HARMONY Minimum 500mm Maximum 3500mm		TRIMCLAD®	HARMONY	<p>TRIMCLAD® 1790mm FNS##18</p> <p>HARMONY 1790mm FHS##18</p>	
	890	FNS##09	FHS##09		Stock
	1190	FNS##12	FHS##12		Stock
	1490	FNS##15	FHS##15		Stock
	1790	FNS##18	FHS##18		Stock
	2090	FNS##21	FHS##21		Stock
	Custom Trimclad	35##TRIMCDSV			MTO
Custom Harmony	FHS##PERMTRV		MTO		
MAC Atlas Fence Sheets	1790	FAS##18	MTO	<p>MAC ATLAS</p>	
MAC Gemini Fence Sheets	1790	FGS##18	MTO	<p>MAC GEMINI</p>	
MAC Polaris Fence Sheets	1790	FPS##18	MTO	<p>MAC POLARIS</p>	
Tek Screws	10-16 x 16 Hex Tek	TK1016##	Stock		
Post Caps	Double	PSTCD##	Stock		
Ali-Plinths	150 x 2365mm	FSP2365##	Stock		
	150 x 3125mm	FSP3125##	Stock		

STEEL FENCING

Gates & Accessories

MTO = MADE TO ORDER
WHERE ## APPEARS USE CORRECT
SUFFIX TO IDENTIFY REQUIRED COLOUR

ITEM	SIZE mm	PRODUCT CODE	
Gate 900 - 2100mm High	Up to 1600mm Wide per leaf		
Gate Trim MTO	1800	GTTR18##	
	1400	GTTR40##	
Lattice Top 2100mm H	Up to 1600mm W		
Lattice Extension Kit Contains: 1 x Rail 2365 or 3125mm 2 x 300mm Posts 2 x Sleeves 1 x Lattice 2365mm or 3125mm 6 x Fencing Tek	2365mm	FEKL23TC##	
	3125mm	FEKL31TC##	
Posts with Post Cap 2400 High	65 x 65 x 2.5	GTPC6524##	
	50 x 50 x 1.6	GTPC5024##	
Gate Hinge Set		HNGGT	
Gate Hinge Set - Adjustable		HNGGTADJ	
Gate Hinge Set - Self Closing		HNGGTSC	
D Latch & Striker Set made up of:		FEGDLK	
D Latch with Backing Plate		FEGTDLBP	
D Latch Handle		FEGTDLH	
Fencing Striker		FEGTSTRK	
Striker Anti-Rattle Sleeve		FEGTSARS	
Drop Bolt	400mm	LOCKDRPBLT400	
Concrete Kwik Set	20kg bag Pallet charges may apply	CONCFE	
Cement GP		CEMGPFE	
Cement GP Cream		CEMGPFEC	

FENCING PANELS MADE WITH COLORBOND® STEEL

All the components for 1 x 2365mm wide Double Sided Fence Panel

ITEM		QUANTITY	SIZE
FENCE HEIGHT 900mm Based on 600mm Footing	Fence Posts	2	1500
	Rails	3	2365
	Fence Sheets	3	890
	Tek Screws	15	10 x 16
FENCE HEIGHT 1200mm Based on 600mm Footing	Fence Posts	2	1800
	Rails	2	2365
	Fence Sheets	3	1190
	Tek Screws	15	10 x 16
FENCE HEIGHT 1500mm Based on 600mm Footing	Fence Posts	2	2100
	Rails	2	2365
	Fence Sheets	3	1490
	Tek Screws	15	10 x 16
FENCE HEIGHT 1800mm Based on 600mm Footing	Fence Posts	2	2400
	Rails	2	2365
	Fence Sheets	3	1790
	Tek Screws	15	10 x 16
FENCE HEIGHT 2100mm Based on 600mm Footing	Fence Posts	2	2700
	Rails	2	2365
	Fence Sheets	3	2090
	Tek Screws	15	10 x 16

FENCING PANELS WITH LATTICE MADE WITH COLORBOND® STEEL

2365mm wide Double Sided Colour Panel

ITEM	QUANTITY	SIZE	
FENCE WITH LATTICE Height 1200mm Based on 600mm Footing	Fence Posts	2	1800
	Rails	3	2365
	Fence Sheets	3	890
	Tek Screws	21	10 x 16
	Steel Lattice Panel 300mm H	1	2355
FENCE WITH LATTICE Height 1500mm Based on 600mm Footing	Fence Posts	2	2100
	Rails	3	2365
	Fence Sheets	3	1190
	Tek Screws	21	10 x 16
	Steel Lattice Panel 300mm H	1	2355
FENCE WITH LATTICE Height 1800mm Based on 600mm Footing	Fence Posts	2	2400
	Rails	3	2365
	Fence Sheets	3	1490
	Tek Screws	21	10 x 16
	Steel Lattice Panel 300mm H	1	2355
FENCE WITH LATTICE Height 2100mm Based on 600mm Footing	Fence Posts	2	2700
	Rails	3	2365
	Fence Sheets	3	1790
	Tek Screws	21	10 x 16
	Steel Lattice Panel 300mm H	1	2355

Colorbond®

FENCING COLOUR RANGE



Secondary Range

Conditions apply.
Please ask
your Metroll
representative.



ROLLER DOORS

ALWAYS ORDER BY ACTUAL DOOR SIZE. HEIGHT MUST BE STATED FIRST (HH x WW)

IMPORTANT:

When longer guide track assembly than normally supplied is required, refer to the same standard height roller door as the guide track required.

PACKAGING:

Cardboard or Bubble Wrap as standard. Steel wrap available on request for additional cost.

OPENING SIZE:

Add 50mm for Domestic

Add 100mm for Light Industrial and Industrial

ITEM	DETAIL	HEIGHT HH	WIDTH WW	
DOMESTIC - SERIES 1				
Product Code Format	RDDHHWWCB	1500	1100	2600
Gauge	0.4 BMT	2100	1400	2700
Head Room	400mm	2250	1700	2800
Side Room	150mm	2400	2000	2900
Taper	POA. Specify from VILO (View inside looking out)	2700	2300	3000
Overlap Allowances	Add 50mm to opening to accommodate 25mm into guiderails either side	3000	2500	3150
Includes	Guide Rails, Support Brackets, Locking Bars, Installation Kit, Lockset			

		HEIGHT HH	WIDTH WW		
LIGHT INDUSTRIAL - SERIES 2					
Light Industrial (Series 2) Roller Doors are the same profile as Industrial (Series 3) doors but in a lighter gauge. These doors do not come with a lock unless specified.					
Product Code Format	RDLHHWWCB	1500	1700	2900	4000
Gauge	0.4 BMT	2100	2000	3000	4200
Head Room	500mm	2400	2300	3150	4400
Side Room	150mm	2700	2500	3200	4600
Taper	POA. Specify from VILO (View Inside Looking Out)	3000	2600	3400	4800
Overlap Allowances	Add 100mm to opening to accommodate 50mm into guiderails either side		2700	3600	5000
Includes	Guide Rails, Support Brackets, Installation Kit, Locking Bars		2800	3800	5200

		HEIGHT HH	WIDTH WW	
INDUSTRIAL - SERIES 3				
Industrial (Series 3) Roller Doors are manufactured in a heavier gauge to Series 1 and 2 Roller Doors. These doors do not come with a lock unless specified				
Product Code Format	RDIHHWWCB	2100	2200	4000
Gauge	0.5 BMT	2400	2500	4300
Head Room	650mm	2700	2800	4600
Chain End Side Room	250mm	3000	3100	4800
Tail End Side Room	150mm	3300	3400	5000
Taper	POA. Specify from VILO (View Inside Looking Out)	3600	3700	5200
Overlap Allowances	Add 100mm to opening to accommodate 50mm into guiderails either side	4200		
Includes	Guide Rails, Support Brackets, Installation Kit, Planetary Gears, Chain, Chain Wheel, Internal Slide Bolts	4800		
		5100		

ROLLER DOOR ACCESSORIES

ITEM	SIZE	PRODUCT CODE		
Roller Door Taper		RDTAPER		
Domestic Storm Tracks	3000	RDDTRS30		
GUIDE RAILS	Domestic Guide Rails	2100	RDDTR21	
		2250	RDDTR22	
		2400	RDDTR24	
		2700	RDDTR27	
		3000	RDDTR30	
		Light Industrial Guide Rails	2100	RDLTR21
	2400		RDLTR24	
	2700		RDLTR27	
	3000		RDLTR30	
	Industrial Guide Rails	2100	RDITR21	
		2400	RDITR24	
		2700	RDITR27	
		3000	RDITR30	
		3300	RDITR33	
		3600	RDITR36	
		4200	RDITR42	
		4800	RDITR48	
		5100	RDITR51	
LOCKING BARS	DOOR WIDTH mm			
	2490	RDLB1170		
	2600	RDLB1215		
	2700	RDLB1265		
	2800	RDLB1315		
	2900	RDLB1365		
	3000	RDLB1415		
	3100	RDLB1465		
	3150	RDLB1490		
	5200	RDLB2600		
SUPPORT BRACKETS	Domestic Support Bracket	RDDSB		
	Domestic Extended Leg Bracket	RDDSB		
	Light Industrial Support Bracket	RDLBZIN		
	Light Industrial Extended Support Bracket	RDLBZIN		
	Industrial Support Bracket	RDLBZIN		
	Tilt Door Support Track 4.5m	TDS45		
INSTALLATION KITS	Domestic - Brick & Steel Fix	RDDIK		
	Light Industrial - Brick & Steel Fix	RDLIK		
	Industrial - includes Chain. Brick & Steel Fix	RDIK		
BOX JAMBS & COVERS	Box Jambs 2400 & 3000	SIZE	2400 CODE	3000 CODE
		100 x 70	BJ10007024	BJ10007030
		125 x 70	BJ12507024	BJ12507030
		150 x 65	BJ15006524	BJ15006530
		180 x 70	BJ18007024	BJ18007030
	Box Jamb Covers 2400 & 3000	200 x 70	BJ20007024	BJ20007030
		100 x 70	BJC10007024##	BJC10007030##
		125 x 70	BJC12507024##	BJC12507030##
		150 x 65	BJC15006524##	BJC15006530##
		180 x 70	BJC18007024##	BJC18007030##
	200 x 70	BJC20007024##	BJC20007030##	

ROLLER DOOR ACCESSORIES

WHERE ## APPEARS USE CORRECT SUFFIX TO IDENTIFY
REQUIRED MATERIAL, CB FOR COLORBOND® OR ZA
FOR ZINCALUME®

ITEM	SIZE	PRODUCT CODE
Roller Door Lock - Domestic & Light Industrial		RDDLOCKM
Roller Door Key		RDK
Drum Wheels	Domestic	RDDDW
	Light Industrial	RDLDW
	Industrial	RDIDW
Chain	Per l/m	RDCH05
Planetary Gears includes Chain Wheel & Chain Guide only		RDIPGASS
Chain Guide		RDCHGD
Slide Bolt		RDSB
Roller Door Curtain		
Tilt Clad Half Sheet	<600mm	TCS06##PERMV
Tilt Clad Full Sheet	1076mm	TCS12##PERMV
Roller Door Weatherstrip	Per l/m	RDWS
PELMETS		
Domestic Coloured or Zinc Pelmet	300 x 2400	RDDPEL324##
Domestic Coloured or Zinc Pelmet	300 x 3300	RDDPEL333##
Channel		RDDPELC33##
Light Industrial & Industrial Coloured or Zinc Pelmet	400 x 5200	RDLPEL452##
ROLLER DOOR OPERATORS		
Merlin MR550 Weather Drive IP34 Rated - Domestic doors up to 15m ²	Domestic	RDMTMR550
Merlin MR650 Quiet Drive - Domestic doors up to 16.5m ²	Domestic	RDMTMR650
Merlin MR850 Silent Drive - Domestic doors up to 18m ²	Domestic	RDMTMR850
Industrial Series 3 Grifco Door Operator Kit		
- Includes: Operator, Mounting Wall Plate, Wall Controller, Nylon Sprocket, Drive Chain.		
- Easy-fit Steel Sprocket available - additional.		
- No Remote.		
240V Left		RDMTGRI1L
240V Right		RDMTGRI1R
415V Left		RDMTGRI3L
415V Right		RDMTGRI3R
EXTRAS		
Merlin Car Visor 3 Button Transmitter		RDCVMER
Merlin 3 Button Transmitter		RDHTMER
Merlin 3 Button +2.0		RDHTMER2P
Merlin Key Cable Release		RDMERKCR
Merlin Battery Back-Up		RDMBBU
Merlin Wireless Wall Button		RDWWB






COLOUR TUBE & ACCESSORIES

NON-STOCK ITEMS: POWDER COAT LEAD TIMES APPLY

ITEM	SIZE	STOCK LENGTHS	NON-STOCK LENGTHS	PRODUCT CODE
RECTANGULAR SECTIONS	76 x 38 x 1.6mm	6100, 8000	4500, 5500, 7320	T07603816XX##
	76 x 38 x 2.0mm		5000, 8000	T07603820XX##
	75 x 50 x 2.0mm		8000	T0750502080##
	100 x 50 x 1.6mm		6500, 8000	T10005016XX##
	100 x 50 x 2.0mm		5500, 6500, 8000	T10005020XX##
	100 x 50 x 3.0mm		8000	T1000503080##
	125 x 75 x 3.0mm		8000	T1250753080##
	150 x 50 x 2.0mm		5500, 6500, 8000	T15005020XX##
	150 x 50 x 3.0mm		8000	T1500503080##
SQUARE SECTIONS	20 x 20 x 1.6mm		6500	T0200201665##
	25 x 25 x 1.6mm			T0250251665##
	30 x 30 x 1.6mm		8000	T0300301680##
	40 x 40 x 1.6mm			T0400401680##
	40 x 40 x 2.0mm			T0400402080##
	50 x 50 x 1.6mm			T0500501680##
	65 x 65 x 2.0mm			T0650652080##
	75 x 75 x 2.0mm			T0750752080##
	75 x 75 x 3.0mm			T0750753080##
	89 x 89 x 2.0mm	6200		T08908920XX##
	100 x 100 x 2.0mm		T1001002080##	
	100 x 100 x 3.0mm		T1001003080##	
	ANGLES	38 x 38 x 1.15mm		2400, 3600, 4500
50 x 30 x 1.15mm			A05003012XX##	
50 x 50 x 1.15mm			A05005012XX##	

Classic Cream™, Surf Mist®, Paperbark® select sizes only - enquire with Metroll Customer Service. Allow up to 5 days for powder coating for all other colours.

BRACKETS

ITEM	SIZE	PRODUCT CODE	
Internal Bracket	76 x 38	BKTI076038	
	100 x 50	BKTI100050	
	150 x 50	BKTI150050	
	89 x 89	BKTI089089	
External Bracket	76 x 38	BKTE076038	
	100 x 50	BKTE100050	
	150 x 50	BKTE150050	
Internal Sleeve	76 x 38	SLVI076038	
	100 x 50	SLVI100050	
	150 x 50	SLVI150050	
External Hook Bracket	76 x 38	BKTEH076038	 
	100 x 50	BKTEH100050	
	150 x 50	BKTEH150050	
External Tail Bracket	76 x 38	BKTET076038	

COLOUR TUBE ACCESSORIES

ITEM	STOCK LENGTHS / TYPE	CODE	
Tube Stop Ends	76 x 38 Available in Black, Classic Cream™ & Cottage Green®	TSE076038CB	
	100 x 50 Available in Black & Classic Cream™	TSE100050CB	
	150 x 50 Available in Black & Classic Cream™	TSE150050CB	
Lattice Sheets Zinc, Galv & COLORBOND® steels	1200 x 2400 0.55mm TCT	SL12002400CB	

METROLL KEY TERMS OF SALE

By placing an Order, the Customer accepts the Terms and Conditions of Sale (Terms of Sale), subject to any changes agreed in writing. Set out below are summaries of some of the key Terms of Sale. The full Terms of Sale should be reviewed prior to placing an Order and are available on the Supplier's website, www.metroll.com.au. Unless otherwise defined below, capitalised terms used below have the same meaning as set out in the Terms of Sale.

The Supplier may make an estimate of dimensions and quantities of Goods based on information provided by you. Any such estimate is provided to the Customer as indicative only and the Supplier is not responsible for any mistakes in the estimate nor for verifying the accuracy of the Customer Material. The Customer must check any estimate and, in any event, accepts full responsibility for calculating the dimensions and quantities of Goods in an Order without reliance on any estimate provided by the Supplier (whether in the Quotation or otherwise). The Supplier, to the extent permitted by law, accepts no liability for any loss, damage, costs or expense (including, without limitation, rectification costs) incurred by the Customer or by any third party as a result of the Customer Material being inaccurate or incorrect.

If the Customer requires Goods for a particular purpose, that purpose and any related requirements, and the Supplier's agreement that the Goods will meet those requirements, must be agreed in writing in the Special Conditions. If the Customer does not specify the particular purpose and/or the Supplier does not expressly agree in writing that the Goods will be fit for the particular purpose, then the Customer agrees that it did not rely on the skill or judgment of the Supplier as to the suitability of the Goods in an Order for a particular purpose.

Where the Customer has a commercial credit account with the Supplier, invoices are due and payable on the last working day of the month after the month in which the Goods were delivered (or such other date agreed by the parties in writing).

Subject to any change in the Price made by the Supplier in accordance with the Terms of Sale, any variation to a Contract must be agreed between the parties in writing prior to the amended Goods being supplied, including any changes in Price to reflect the amended Goods. Unless agreed in writing by the parties, the Customer may not cancel an Order (or any part of an Order) once accepted by the Supplier, and, subject to clause 8 of the Terms of Sale, delivered Goods cannot be returned. Unless agreed in writing by the parties, the Customer may not suspend an Order (or any part of an Order) or delay or defer delivery of Goods. The Customer may not request the cancellation of an Order or (subject to clause 8) the return of Goods, where the Goods (or the Goods the subject of the Order) have been specifically produced, processed, manufactured or purchased by the Supplier at the Customer's request.

The Customer will pay for all costs associated with delivery of the Goods, unless otherwise agreed in writing.

Any period or date for delivery provided by the Supplier is an estimate only and is not a contractual commitment. The Supplier will not in any circumstances be liable for any loss or damage suffered by the Customer or any third party for failure by the Supplier to meet any estimated period or date for delivery of the Goods.

Unless agreed in writing prior to delivery, unloading of all Goods shall be the Customer's responsibility and the Supplier will not be responsible for any damage from the unloading of the Goods by the Customer or by anyone on its behalf, including, amongst others, by the Supplier's employees, agents or contractors.

The Customer must inspect the Goods promptly after delivery and must notify the Supplier in writing by the earlier of (i) 24 hours after delivery to a construction site or 48 hours after delivery elsewhere, or (ii) the time that the Customer deals with the Goods, of any claim that the Goods (in whole or in part) are not in accordance with the Contract, including relevant details. If a notice is given, (a) the Customer must allow the Supplier to inspect the Goods the subject of the claim, including allowing reasonable access to the site to inspect the Goods and (b) the Customer must leave the Goods in the place, state and condition in which they were delivered until the Supplier has inspected the Goods. If after the Supplier has inspected the Goods, the Supplier reasonably determines that: (i) those Goods are damaged; and (ii) the Customer did not damage those Goods or fail to take reasonable steps to prevent those Goods from being damaged on or following delivery or collection (including, but not limited to, on processing or installation); or (iii) those Goods are otherwise incorrect for the Contract, the Supplier may reclaim the Goods and the Customer is entitled to, at the option of the Supplier, one or more of the following: (iv) the replacement of those Goods or the supply of equivalent Goods; (v) the repair of those Goods; (vi) the payment of the cost of replacing those Goods or acquiring equivalent goods; or (vii) the payment of the cost of having those Goods repaired.

Until such time as the Customer has made payment in full for the Goods and until such time as the Customer has made payment in full of all other money owing by the Customer to the Supplier: (a) title in the Goods does not pass to the Customer. The Customer acknowledges that by agreeing to the Terms of Sale, the Customer grants a security interest to the Supplier in all Goods (and their Proceeds) supplied by the Supplier to the Customer (or to its account) now or in the future. For the avoidance of doubt, the Supplier's interest constitutes a 'purchase money security interest' pursuant to the PPSA.

Subject to other clauses of the Terms of Sale, any liability of the Supplier for any loss or damage, however caused (including by the negligence of the Supplier), suffered or incurred by the Customer in connection with a Contract is limited to the sum paid to the Supplier by the Customer in respect of the component of the Order under that Contract subject to dispute. The Supplier is not liable for any Excluded Loss, however caused (including by the negligence of the Supplier), suffered or incurred by the Customer in connection with a Contract or these Terms of Sale.

If the Competition and Consumer Act 2010 (Cth) or any other legislation provides that there is a guarantee in respect of any Goods supplied in connection with a Contract with a Customer and the Supplier's liability for failing to comply with that guarantee cannot be excluded but may be limited, the limitations above do not apply to that liability and instead the Supplier's liability for such failure is limited to, in the case of a supply of Goods, the Supplier replacing the Goods or supplying equivalent Goods.

Except as agreed in writing in the Special Conditions, the Customer confirms and warrants to the Supplier that it has not and will not rely on: (a) representations made and/or advice given by the Supplier or its employees in connection with the design, dimensions, installations or use of Goods sold and agrees that the Supplier shall not be liable for the consequences of any mistakes in such representation or advice even if made or given negligently.

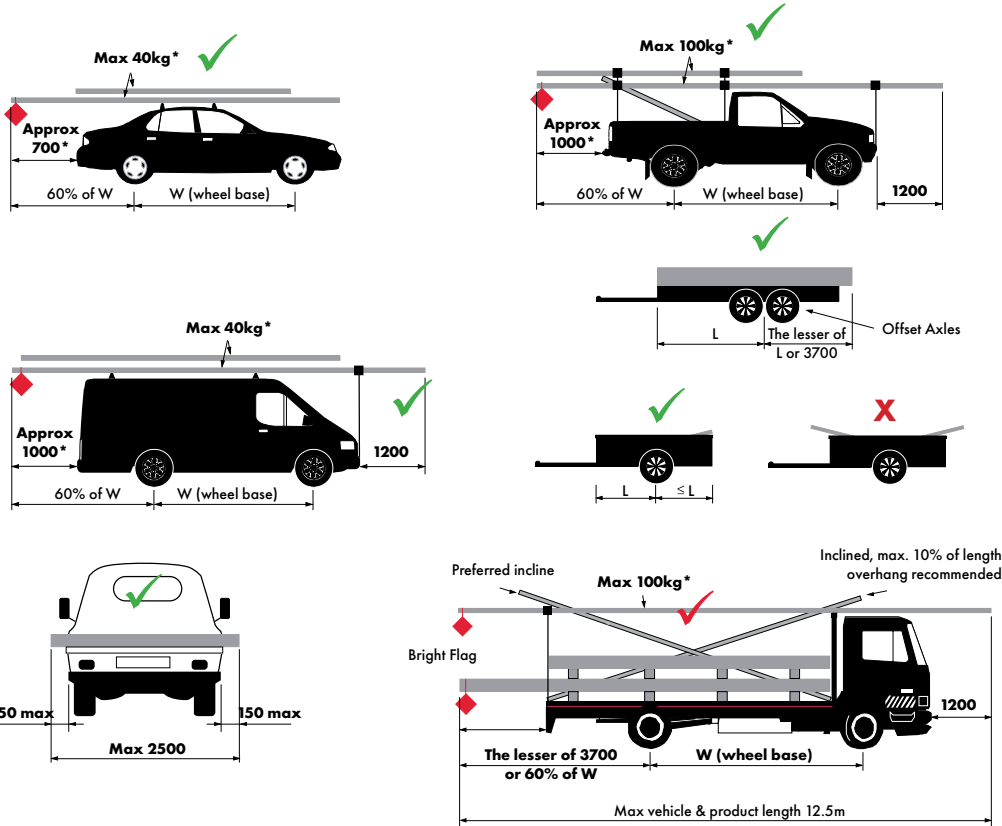
The provisions of clause 28 of the Terms of Sale will only apply to a Contract made between the Supplier and a Customer who is either a Consumer or a Small Business (each a CSB Customer) or, in relation to any provision concerning a Customer with a commercial credit account (which are not available to Consumers) a Customer that is a Small Business (an SB Customer). To the extent of any inconsistency between other provisions of the Terms of Sale and the provisions of clause 28 of the Terms of Sale, the provisions of clause 28 shall prevail in relation to a Contract with a CSB Customer or an SB Customer.

The actual mass and length of steel reinforcing materials supplied or invoiced may vary from the mass and lengths ordered to the extent of the permissible mass tolerances and length deviations referred to in Australian Standard/New Zealand Standard 4671:2019, as set out in clause 29 of the Terms of Sale.

The Terms of Sale shall apply to every Contract between the Supplier and the Customer. Any terms and conditions of the Customer's Order or of any other document of the Customer's deviating from or inconsistent with the Terms of Sale are expressly rejected by the Supplier. For the avoidance of doubt, the Customer understands and agrees that the Terms of Sale will prevail over, and the Supplier will not be bound by, any terms or conditions (express or implied) added or provided by the Customer, whether in an Order or otherwise, unless otherwise agreed in writing by the Supplier (including in the Special Conditions).

METROLL VEHICLE LOADING GUIDE

The drivers vision **MUST NOT** be obstructed

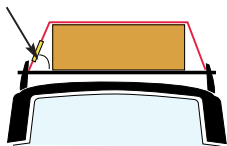


A 300mm square bright flag is required on any overhang that cannot be easily seen and is mandatory over 1200mm.

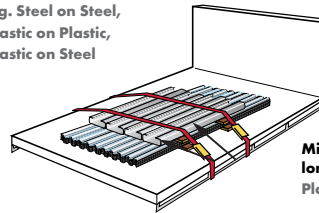


SECURE YOUR LOAD

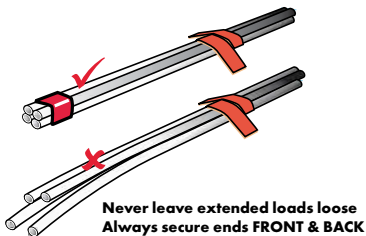
Roof Racks must be secure
Max of 40kg
Check the Lashing Angle, the more upright = the more secure



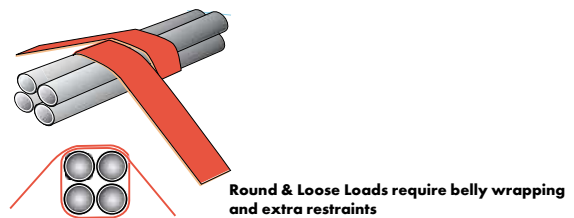
Avoid Low Friction surfaces
E.g. Steel on Steel,
Plastic on Plastic,
Plastic on Steel



Min. 2 Lashings per stack for items longer than 750mm
Place wood or rubber between items



Never leave extended loads loose
Always secure ends FRONT & BACK



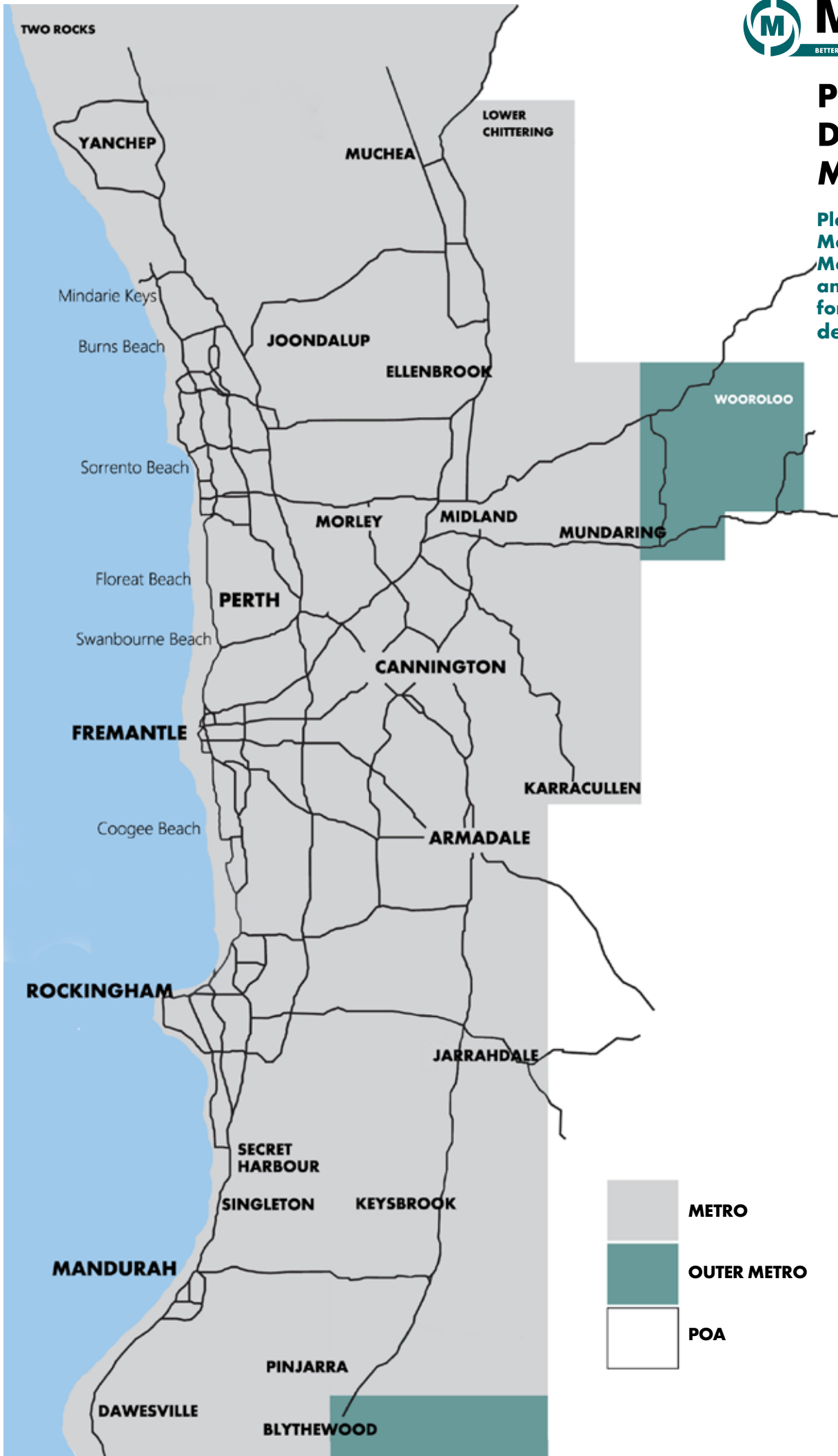
Round & Loose Loads require belly wrapping and extra restraints

Vehicles considered inappropriate cannot be loaded.
Your safety is our concern.

This information is a guideline only. Compliance with applicable laws and standards remains your responsibility.

PERTH DELIVERY MAP

Please contact **Metroll Kalgoorlie**, **Metroll Bunbury** and **Metroll Albany** for regional delivery maps



COLOUR & PRODUCT SELECTION TABLES

These charts show material/colour availability for products. Please note stocked items are subject to availability and scheduling. Please check item availability with Metroll.

ROOFING & WALLING		CORODEK®			TRIMCLAD®			HI-DECK 650®		METRIB®		METROSPAN®		METLOK 700®	
MATERIAL/COLOUR	BMT	0.35	0.42	0.48	0.35	0.42	0.48	0.42	0.48	0.42	0.48	0.42	0.48	0.42	0.48
Galvanised Z600			✓			✓		✓		✓		✓		✓	
Zincalume®		✓	✓	✓	✓	✓	✓	✓	✓	✓	✓	✓	✓	✓	✓
Basalt®			✓	✓		✓	✓	✓	✓	✓	✓	✓	✓	✓	✓
Blue Gum®		✓	✓		✓	✓		✓		✓		✓		✓	
Classic Cream™		✓	✓	✓	✓	✓	✓	✓	✓	✓	✓	✓	✓	✓	✓
Cottage Green®		✓	✓	✓	✓	✓	✓	✓	✓	✓	✓	✓	✓	✓	✓
Deep Ocean®			✓	✓		✓	✓	✓	✓	✓	✓	✓		✓	✓
Dover White™			✓			✓		✓		✓		✓		✓	
Dune®			✓	✓		✓	✓	✓	✓	✓	✓	✓	✓	✓	✓
Evening Haze®			✓	✓		✓	✓	✓	✓	✓	✓	✓		✓	✓
Gully™			✓	✓		✓	✓	✓	✓	✓	✓	✓	✓	✓	✓
Ironstone®			✓	✓		✓	✓	✓	✓	✓	✓	✓		✓	✓
Jasper®			✓	✓		✓	✓	✓	✓	✓	✓	✓	✓	✓	✓
Manor Red®			✓	✓		✓	✓	✓	✓	✓	✓	✓	✓	✓	✓
Monument®			✓	✓		✓	✓	✓	✓	✓	✓	✓	✓	✓	✓
Night Sky®			✓			✓		✓		✓		✓		✓	
Paperbark®		✓	✓	✓	✓	✓	✓	✓	✓	✓	✓	✓	✓	✓	✓
Pale Eucalypt®		✓	✓	✓	✓	✓	✓	✓	✓	✓	✓	✓	✓	✓	✓
Shale Grey™			✓	✓		✓	✓	✓	✓	✓	✓	✓		✓	✓
Southerly®		✓	✓		✓	✓		✓		✓		✓		✓	
Surfmist®		✓	✓	✓	✓	✓	✓	✓	✓	✓	✓	✓	✓	✓	✓
Wallaby®			✓	✓		✓	✓	✓	✓	✓	✓	✓	✓	✓	✓
Woodland Grey®			✓	✓		✓	✓	✓	✓	✓	✓	✓	✓	✓	✓
Windspray®			✓	✓		✓	✓	✓	✓	✓	✓	✓	✓	✓	✓
DOUBLE SIDED	Basalt®	✓			✓										
	Bushland®	✓			✓										
	Classic Cream™	✓	✓		✓	✓		✓		✓		✓		✓	
	Cottage Green®	✓			✓										
	Deep Ocean®	✓			✓										
	Domain®	✓	✓		✓	✓		✓		✓		✓		✓	
	Dune®	✓			✓										
	Evening Haze®	✓			✓										
	Harvest®	✓			✓										
	Ironstone®	✓			✓										
	Jasper®	✓			✓										
	Manor Red®	✓			✓										
	Monument®	✓			✓										
	Pale Eucalypt®	✓			✓										
	Paperbark®	✓	✓		✓	✓		✓		✓		✓		✓	
	Riversand®	✓			✓										
	Shale Grey™	✓			✓										
	Surfmist®	✓	✓		✓	✓		✓		✓		✓		✓	
Wilderness®	✓			✓											
Woodland Grey®	✓			✓											
MATT	Basalt®		✓	✓		✓	✓	✓	✓	✓	✓	✓	✓	✓	✓
	Monument®		✓	✓		✓	✓	✓	✓	✓	✓	✓	✓	✓	✓
	Shale Grey™		✓			✓		✓		✓		✓		✓	
	Surfmist®		✓	✓		✓	✓	✓	✓	✓	✓	✓	✓	✓	✓

ROOFING & WALLING		CORODEK®			TRIMCLAD®			HI-DECK 650®		METTRIB®		METROSPAN®		METLOK 700®		SPANPLUS 330	
MATERIAL/COLOUR		BMT	0.35	0.42	0.48	0.35	0.42	0.48	0.42	0.48	0.35	0.42	0.42	0.48	0.42	0.48	0.42
HIGH GLOSS	Classic Cream™		✓			✓			✓			✓	✓		✓		✓
	Dover White™		✓			✓			✓			✓	✓		✓		✓
	Paperbark®		✓			✓			✓			✓	✓		✓		✓
	Surfmist®		✓			✓			✓			✓	✓		✓		✓
ULTRA	Dune®		✓	✓		✓	✓		✓	✓		✓	✓	✓	✓		✓
	Monument®		✓	✓		✓	✓		✓	✓		✓	✓	✓	✓		✓
	Shale Grey™		✓			✓											
	Surfmist®		✓	✓		✓	✓		✓	✓		✓	✓	✓	✓		✓
	Wallaby®		✓	✓		✓	✓		✓	✓		✓	✓	✓	✓		✓
	Windspray®		✓	✓		✓	✓		✓	✓		✓	✓	✓	✓		✓
	Woodland Grey®		✓	✓		✓	✓		✓	✓		✓	✓	✓	✓		✓

RAINWATER GOODS, ROLLER DOORS, PRESSINGS & FLASHINGS

MATERIAL/COLOUR	DOWNPIPE 95 x 45	ROLLTOP RIDGE CAP	FASCIA	GUTTERS								ROLLER DOORS	PRESSINGS & FLASHINGS				
				EAVESLINE	ROOFLINE COLONIAL	PATIO LINE	QUICKFIX	0.40 SQUARELINE	0.55 SQUARELINE	QUARTER ROUND	SMARTLINE						
Zincalume®	✓	✓	✓	✓	✓	✓	✓	✓	✓	✓	✓	✓	✓	✓	✓	✓	✓
Basalt®	✓	✓	✓	✓	✓	✓	✓	✓	✓	✓	✓	✓	✓	✓	✓	✓	✓
Blue Gum®	✓	✓	✓	✓	✓				✓			✓	✓	✓	✓	✓	✓
Classic Cream™	✓	✓	✓	✓	✓	✓	✓	✓	✓			✓	✓	✓	✓	✓	✓
Cottage Green®	✓	✓	✓	✓	✓	✓	✓	✓	✓			✓	✓	✓	✓	✓	✓
Deep Ocean®	✓	✓	✓	✓	✓	✓	✓	✓	✓			✓	✓	✓	✓	✓	✓
Dover White™	✓	✓	✓	✓	✓				✓			✓	✓	✓	✓	✓	✓
Dune®	✓	✓	✓	✓	✓	✓	✓	✓	✓	✓		✓	✓	✓	✓	✓	✓
Evening Haze®	✓	✓	✓	✓	✓	✓	✓	✓	✓			✓	✓	✓	✓	✓	✓
Gully™	✓	✓	✓	✓	✓				✓			✓	✓	✓*	✓	✓	✓
Ironstone®	✓	✓	✓	✓	✓	✓	✓	✓	✓			✓	✓	✓	✓	✓	✓
Jasper®	✓	✓	✓	✓	✓	✓	✓	✓	✓			✓	✓	✓	✓	✓	✓
Manor Red®	✓	✓	✓	✓	✓	✓	✓	✓	✓			✓	✓	✓	✓	✓	✓
Monument®	✓	✓	✓	✓	✓	✓	✓	✓	✓			✓	✓	✓	✓	✓	✓
Night Sky®	✓	✓	✓	✓	✓	✓	✓	✓	✓			✓	✓	✓*	✓	✓	✓
Paperbark®	✓	✓	✓	✓	✓	✓	✓	✓	✓			✓	✓	✓	✓	✓	✓
Pale Eucalypt®	✓	✓	✓	✓	✓	✓	✓	✓	✓			✓	✓	✓	✓	✓	✓
Shale Grey™	✓	✓	✓	✓	✓	✓	✓	✓	✓	✓		✓	✓	✓	✓	✓	✓
Southerly®	✓	✓	✓	✓	✓				✓	✓		✓	✓	✓	✓	✓	✓
Surfmist®	✓	✓	✓	✓	✓	✓	✓	✓	✓	✓		✓	✓	✓	✓	✓	✓
Wallaby®	✓	✓	✓	✓	✓	✓	✓	✓	✓			✓	✓	✓	✓	✓	✓
Woodland Grey®	✓	✓	✓	✓	✓	✓	✓	✓	✓			✓	✓	✓	✓	✓	✓
Windspray®	✓	✓	✓	✓	✓	✓	✓	✓	✓			✓	✓	✓	✓	✓	✓
ULTRA	Dune®	✓	✓	✓	✓	✓				✓							✓
	Monument®	✓	✓	✓	✓	✓				✓							✓
	Shale Grey™																✓
	Surfmist®	✓	✓	✓	✓	✓				✓							✓
	Woodland Grey®	✓	✓	✓	✓	✓				✓							✓
	Windspray®	✓	✓	✓	✓	✓				✓							✓
	Wallaby®	✓	✓	✓	✓	✓				✓							✓
MATT	Basalt®		✓														✓
	Monument®		✓			✓	✓	✓	✓	✓	✓	✓	✓				✓
	Shale Grey™		✓														✓
	Surfmist®		✓	✓						✓							✓

✓* Limited Availability

METROLL PERTH DELIVERY TERMS & CONDITIONS

Please contact Albany, Bunbury and Kalgoorlie branches for delivery details

DELIVERY CONDITIONS

See Metroll Terms of Sale, **Section 7. Delivery**, on the Metroll website. **Metroll drivers are instructed to deliver to the verge only for site deliveries** to avoid the possibility of damage to property and/or goods, except as agreed in writing. Metroll vehicles will not enter any site considered to be unsafe, likely to cause damage or result in the vehicle becoming trapped. Crane trucks can only unload material up to 13.5m in length. Lengths exceeding this will require on site unload facilities. Metroll will not accept responsibility for damage or pilfering claims when delivery is made to unattended sites. The customer agrees to indemnify Metroll for any claims made.

DELIVERY ZONES

There are 2 delivery zones. Refer to page 40 for the zone breakdown. For all other areas phone (08) 9365 5444.

DELIVERY HOURS

Weekdays from 7.00 am to 5.30 pm.

Additional charges will apply to deliveries outside of these hours, on weekends and public holidays.

Delivery allows for a maximum of 1 hour for unloading. After this time additional charges apply.

CUSTOMER COLLECTION TIMES

Collection Times: 6.00 am to 4.00 pm
Last Service: 3.45 pm
Loads Over 2 Tonne: Phone to book on (08) 9365 5444

CARRIER COLLECTION TIMES

Please contact Metroll on (08) 9365 5444 one day prior for collection by your carrier.

CRANE UNLOADING

Booked crane unloads will cover the first hour. After this time additional charges apply.

EXTRA CHARGES

DELIVERY OF PRODUCT OVER 14m LENGTH

Delivery charge on application for long loads over 14m up to 32m in the metro area. Long loads may be subject to additional charges (pilots/permits). Curfew regulations may apply.

TIMED DROP OR PRIORITY AM DELIVERY - PRE 08:30 am

Priority deliveries must be arranged at time of ordering. Priority delivery charge added to standard delivery charge

STORAGE CHARGES

Please note that delays in collection of items from Metroll may incur a storage charge and/or redelivery charge. See Metroll Terms, Section 7, Delivery.

Metroll may, at its sole discretion, dispose of any items/products not collected within 30 days from the original requested pick up date; after which no refunds or credits will be entertained for non receipt of items/products.

PACKAGING

Special packaging may incur additional costs. Please enquire with Metroll.

PRODUCT REPLACEMENT & RETURNS

See Metroll Terms of Sale, **Section 8. Returns**, on the Metroll website.

METROLL PERTH

5 Chilver Street
Kewdale
WA 6105
P: 08 9365 5444
E: orders@perth.metroll.com.au

METROLL KALGOORLIE

45 Gt. Eastern Highway
Kalgoorlie
WA 6430
P: 08 9024 1388
E: sales@roofmartkb.com.au

METROLL BUNBURY

11 Proffit Street
Bunbury
WA 6230
P: 08 9796 9796
E: sales@bunbury.metroll.com.au

METROLL ALBANY

179 Chester Pass Road
Albany
WA 6330
P: 08 9841 6966
E: sales@albany.metroll.com.au



metroll.com.au

The COLORBOND® steel colours shown have been reproduced to represent actual product colours as accurately as possible. However, we recommend checking your chosen colour against a sample of the product before specifying as varying light conditions and limitations of the printing process may affect colour tones. COLORBOND®, BlueScope, the BlueScope brand mark and ® colour names are registered trade marks of BlueScope Steel Ltd.™ colour names are trademarks of BlueScope Steel Ltd. All reasonable care has been taken in the compilation of the information contained in this brochure. All recommendations on the use of Metroll products are made without guarantee as conditions of use are beyond the control of Metroll. It is the customers responsibility to ensure that the product is fit for its intended purpose and the actual conditions of use are suitable. Metroll pursues a policy of continuous development and reserves the right to amend specifications without prior notice. The Metroll M and Logo are registered trademarks of Metroll. COLORBOND®, ZINCALUME® and GALVSPAN® steels are all registered trademarks of BlueScope Steel Limited. PC_APR26