

CORODEK®

POPULAR CORRUGATED ROOFING & WALLING




A Met-TECH™ GUIDE

NOVEMBER 2018



Metroll®

BETTER SERVICE • BETTER BUILDING SOLUTIONS



Cover: 762mm Height: 16mm

Corodek® is high tensile steel, corrugated roofing and wall sheeting manufactured from 0.42mm and 0.48mm BMT COLORBOND® steel, ZINCALUME® steel and galvanised steel. Corodek® is a multi-purpose roofing and cladding product that is a popular choice for domestic application.

FEATURES & BENEFITS

- Traditional, popular profile
- Custom lengths
- Long lengths
- Wide range of colours
- Multi-purpose

CORODEK® - ROOFING

BMT mm	Steel Base Mpa	Mass CB* kg/m ²	Mass Zinc kg/m ²	Min. Pitch°	Max Spans mm	
					End	Internal
0.42	G550	4.35	4.28	5 (1 in 12)	900	1200
0.48	G550	4.93	4.81	5 (1 in 12)	1200	1600

CORODEK® - WALLING

0.42	G550	4.35	4.28	1850	2350
0.48	G550	4.93	4.81	2050	2450

CB = Colorbond®

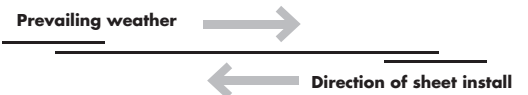
FASTENERS

Corodek® may be fastened to timber or steel supports by conventional crest fixing. There should be 5 fixings per sheet at ends and end laps, and 3 fixings per sheet at intermediate supports. For severe exposure conditions, higher wind design pressures can be achieved by use of 5 fixings per sheet at intermediate supports. Always face side laps away from the prevailing weather.

ENDS & END LAPS



INTERMEDIATE SUPPORTS



Timber Supports

Roofing M6 - 11 x 50mm Roof Zips® Hex Head with seal

Walling M6 - 11 x 25mm Roof Zips® Hex Head with seal (Valley Fix)

Steel Supports 0.42mm to 1.5mm BMT

Roofing M6 - 11 x 50mm Roof Zips® Hex Head with seal

Walling M6 - 11 x 25mm Roof Zips® Hex Head with seal (Valley Fix)

Steel Supports 1.5mm to 4.5mm BMT

Roofing M5.5 x 39mm AutoTek® Hex Head with seal

Walling 10 - 16 x 16mm Hex Head with seal (Valley Fix)

What is Met-TECH™?

Met-TECH™ is Metroll's

Technical Resource Centre. It is the one stop shop for all of Metroll's product and technical information.

Perfect for builders, contractors and specifiers to source all the information they may require. You can find other Met-TECH™ items on our website

www.metroll.com.au/resources

THERMAL EXPANSION

Change in temperature will cause all metals to expand and contract. There is minimal effect with steel roofing and walling, however care must be taken when long sheet runs and used and high temperature variations occur. Metroll recommends the following maximum runs:

	Dark Colours	Light Colours
Corodek®	Up to 17m	Up to 24m

DRAINAGE & OVERFLOW

Max Roof Run (m) for Slopes & Rainfall Intensity

Rainfall Intensity mm/hr.	Corodek® Roof Slope		
	1 in 12 5°	1 in 7.5 7.5°	1 in 6 10°
100	29	34	38
150	20	23	25
200	15	17	19
250	12	14	15
300	10	11	13
400	7	8	10

- Rainwater run-off and drainage capacity may place some limitations on the total length of a sheet run and must be considered during the design and construction phase of a project.
- The total length of roof sheeting, which shall include end laps, expansion joints or steps and draining the roof in one direction, shall be considered as a single roof run.
- Thermal expansion must also be considered.
- Maximum production and transport lengths may limit availability.

LENGTH

Metroll supplies Corodek® cut to order as required; depending on load limit regulations set by local transport authorities. Lengths for manufacture need to be site measurements and not taken off plans. Sheet length is obtained by measuring the distance from the ridges to the external edges or fascia and adding a minimum of 50mm for overhang into the gutter. Length tolerance for Corodek® is ± 0 -15mm.

WALKING ON CORODEK®

When walking on Corodek® roof sheeting always wear flat rubber soled shoes and only walk over areas where purlins or batten supports are installed.

CARE, HANDLING & STORAGE

Care should be taken at all times when handling sheets to preserve the quality of the finish. Keep packs dry, stored clear of the ground and protected from rain and moisture. Any sheets which become wet should be separated, wiped and placed in the open air to dry.

CUTTING

Cut sheets with a method and in a location so that damage is avoided to sheets and other building products. Material should be cut on the ground and not above other materials. Remove all swarf and debris from the work and installation area. Sheets may be cut using a power saw with a steel cutting blade, a power nibbler or with tin snips. Avoid using abrasive discs as these can cause edge and coating damage.

CLEAN UP

Prior to departing the work site remove all foreign debris, screws, rivets and especially any swarf created by drilling or cutting from the roof surface and/or inside gutters. Failure to do so may result in premature corrosion of the roof or gutters.

MATERIAL COMPATIBILITY

Never use lead flashings with Corodek® sheeting made from COLORBOND® and ZINCALUME® steels. Avoid drainage from copper roofs onto COLORBOND®, ZINCALUME® or galvanised steel roofing or rainwater products. Lead, copper, bare metal and some chemically treated timbers are not compatible with Corodek®

ADVERSE CONDITIONS

Localised environmental conditions can impact the corrosive nature of a site which may impact on material choice. Conditions that may impact on material choice include; direction of prevailing winds, rainfall intensity, duration of exposure, temperature, shelter and areas not washed by rainfall.

Contact your local Metroll branch if you intend to use Corodek® within 1km of industrial, chemical, marine or corrosive environments.

MATERIAL SPECIFICATION & SCOPE


All roofing and walling should be specified on drawings as Corodek®, manufactured by Metroll Pty Ltd and installed in accordance with the manufacturers recommendations. Base sheet steel is G550 / AZ150 with specified finish.

AVAILABILITY & DELIVERY

Corodek® is available from the national network of Metroll branches. Contact your local Metroll branch for lead times, colours and availability.

Ensuring suitable arrangements are made to assist the unloading of Metroll trucks will help supply material in good order. When lifting long lengths by crane please ensure the load is evenly spread. Where a crane cannot be made available it is the customers responsibility to provide sufficient labour to assist the driver in unloading.

Can we assist with any additional Steel Building Products?



QLD		NSW		VIC		TAS	
Cairns	07 4054 0888	Lismore	02 6622 6677	Preston	03 9480 3744	Launceston	03 6335 8555
Townsville	07 4779 8266	Tamworth	02 6765 4799	Laverton	03 8369 8300	NT	
Mackay	07 4968 1255	Newcastle	02 4954 5799	Geelong	03 5248 2006	Darwin	08 8935 9555
Rockhampton	07 4920 0900	Sydney	1300 766 346	Ballarat	03 5335 6416	WA	
Bundaberg	07 4155 5999	Dubbo	02 6883 4800	Pakenham	03 8710 9300	Perth	08 9365 5444
Toowoomba	07 4634 6144	Wagga Wagga	02 5924 4500	SA		Bunbury	08 9796 9796
Sunshine Coast	07 5493 7872	ACT		Adelaide	08 8282 3300	Albany	08 9841 6966
Brisbane	07 3375 0100	Canberra	02 6298 2777				

26 Metroll Branches Nationwide

visit our new website
metroll.com.au



Metroll Pty Ltd. ABN 97 001 446 439. All reasonable care has been taken in the compilation of the information contained in this brochure. All recommendations on the use of Metroll products are made without guarantee as conditions of use are beyond the control of Metroll Pty Ltd. It is the customers responsibility to ensure that the product is fit for its intended purpose and that the actual conditions of use are suitable. Metroll Pty Ltd. pursues a policy of continuous development and reserves the right to amend specifications without prior notice. The Metroll M and Logo are registered trademarks of Metroll Pty Ltd.

COLORBOND®, ZINCALUME®, GALVASPAN® steels are all registered trademarks of BlueScope Steel Limited.