

RAINWATER GOODS

GUTTERS, FASCIA & ACCESSORIES



A Met-TECH™ GUIDE

OCTOBER 2019



Metroll®

BETTER SERVICE • BETTER BUILDING SOLUTIONS

METROLL RAINWATER GOODS

Made from COLORBOND®, ZINCALUME® and galvanised steels, the Metroll range of gutters, fascia and accessories are practical and designed to suit the demanding needs of any building and environment.

WIDE RANGE OF APPLICATIONS

Whether you require a standard or custom item, Metroll rainwater goods are available for a wide range of applications across commercial, domestic, industrial or rural buildings.

STYLE & COLOUR CHOICE

Metroll's style, material and colour range is extensive to ensure your rainwater goods are both durable and complementary to your roof and building design.

DOWNPIPES & ACCESSORIES

The Metroll rainwater accessories range includes downpipes, flashings, gutter brackets, straps, stop ends, mitres, corners and angles. Rectangular downpipes are the most popular. Round downpipes and PVC downpipes are also available. Check with your local Metroll branch for availability and lead times.

MATERIAL & INSTALLATION INFO

MATERIAL COMPATIBILITY

Never use lead flashings with rainwater items made from COLORBOND® and ZINCALUME® steels. Avoid drainage from copper roofs onto COLORBOND®, ZINCALUME® or galvanised steel rainwater products.

ADVERSE CONDITIONS

Localised environmental conditions can impact the corrosive nature of a site which may impact on material choice. Conditions that may impact on material choice include; direction of prevailing winds, rainfall intensity, duration of exposure, temperature, shelter and areas not washed by rainfall. Contact your local Metroll branch if you intend to use any Metroll rainwater goods within 1km of industrial, chemical, marine or corrosive environments.

MEASUREMENTS & INSTALLATION

Rainwater goods must be installed with special consideration given to roof fall and overall design of the drainage system. Measure along the roof edges to calculate how many sections of gutter are required. Add 10% to allow for fitting and wastage. Combine roof measurements with the gutter layout plan to calculate and assess all other required gutter components.

CLEAN UP

Prior to departing the work site remove all foreign debris, screws, rivets and especially any swarf created by drilling or cutting from the roof surface and/or inside gutters. Failure to do so may result in premature corrosion of the roof and/or gutters.

What is Met-TECH™?

Met-TECH™ is Metroll's

Technical Resource Centre. It is the one stop shop for all of Metroll's product and technical information.

Perfect for builders, contractors and specifiers to source all the information they may require. You can find other Met-TECH™ items on our website

www.metroll.com.au/resources

RAINWATER OVERFLOW DESIGN & PROVISION

When designing a roof drainage system there are a range of factors that must be considered. These include:

- Rainfall intensity
- Roof area
- Gutter size
- Gutter capacity
- Gutter fall
- Downpipe size
- Downpipe quantity
- Downpipe placement
- Overflow systems

The NCC 2016, Part 3.5.2 details the appropriate performance requirements for overflow measures of eave and valley gutters. This has recently been updated and incorporates requirements for rainfall intensities of 1 in 20 years and 1 in a 100 years intervals for locations Australia wide.

CONSTRUCTION & COMPLIANCE

It is important that the drainage system diverts water away from the building. NCC 2016, Part 3.5.2 sets out acceptable construction practices and gives consideration to materials, gutter selection, gutter installation, downpipe size and downpipe installation. The NCC 2016 code also provides information on rainfall duration intensities, overflow volumes and acceptable overflow measures both continuous and dedicated.

OVERFLOW MEASURES & DRAINAGE SYSTEM DESIGN

It is important to note that a combination of overflow measures may be required in order to achieve a drainage system that complies. Overflow systems must be considered in totality of the drainage system as it may not be sufficient to rely on gutter capacity alone.

CLASS 1 DWELLING PROVISION

The NCC requires that eave gutters on Class 1 dwellings be designed to prevent water entry to the building under severe rain conditions. Severe is defined as the 100 year, 5 minute duration average recurrence interval event (100Yr ARI).

DESIGNER RESPONSIBILITY

The designer may be the builder, hydraulic engineer, architect, building designer, roof and guttering contractor or homeowner. In all cases it is up to the designer to design a complete rainwater drainage system that meets the requirements of the NCC Building Code and relevant Australian Standards. Designers should take note of AS/NZS 3500.3 and AS/NZS 3500.5.

Broadly the items for consideration when designing a rainwater drainage system are:


- Ascertain rainfall intensity duration.
- Consider roof design, roof catchment area, slope, downpipe quantity, downpipe position, gutter length and ridge to gutter length.
- Calculate overflow volume.
- Select suitable downpipes, gutters and overflow measures based on overflow volume.

INSTALLER RESPONSIBILITY

The installer is responsible for installing the rainwater drainage system as per the design provided by the designer. The minimum requirements for the installation of gutters is set out in the NCC 2016, Section 3.5.2.4.

HOMEOWNER RESPONSIBILITY

A rainwater drainage system is only as good as the maintenance of the system. Blocked gutters, downpipes or other overflow items will reduce the performance of the drainage system. The homeowner is responsible for ensuring basic maintenance of the drainage system is carried out at regular intervals.



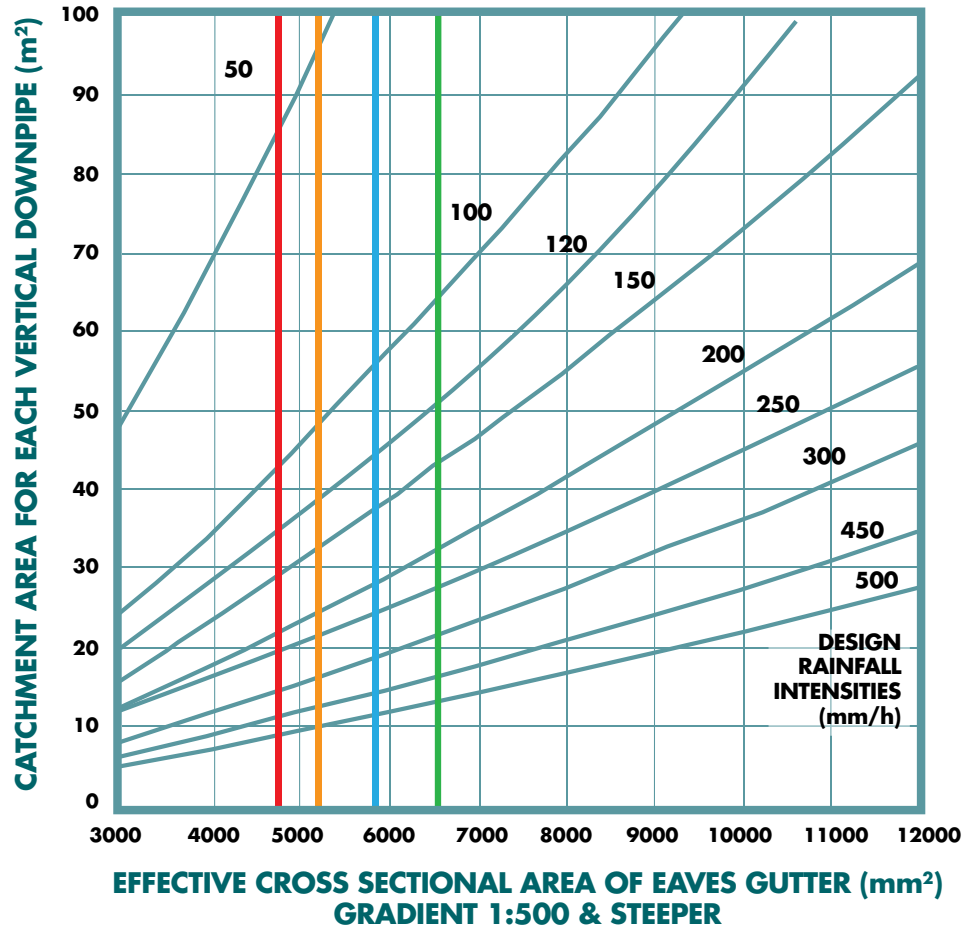
Refer to the NCC 2016, Part 3.5.2 which details the appropriate performance requirements for overflow measures of eave and valley gutters.





INFORMATION TO ASSIST ROOF DRAINAGE SYSTEM DESIGNERS

GRAPH: CATCHMENT AREA (m²) PER VERTICAL DOWNPIPE

Adapted from AS/NZS 3500.3.2015, Figure 3.5.2 (B)

Gradients 1:500 & Steeper Showing Common Metroll Gutters & Capacities



METROLL SLOTTED GUTTER	ECA mm ²	MIN. DOWNPIPE SIZE ASSUMPTIONS	
		RECTANGULAR	ROUND
 High Front Quad 115	4763	75 x 50mm	75mm
 Metroline Square	5202	100 x 50mm	80mm
 High Front Quad 150	5852	100 x 50mm	85mm
 Big M Square	6634	75 x 70mm	90mm

GUTTER RANGE & SPECIFICATION

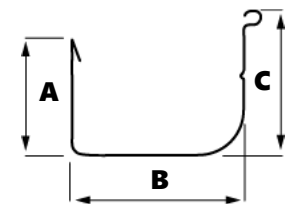
TCA: Total Cross Sectional Area.
ECA: Effective Cross Sectional Area.
 ECA is 10mm below the overflow level.

HIGH FRONT QUAD GUTTER

NT, SA, QLD, NSW, VIC, TAS

Model	Dimensions mm			ECA mm ²		TCA mm ²	
	A	B	C	Standard	Slotted	Standard	Slotted
115	61	115	90	5,529	4,763	6,660	5,895
125	68	107	94	5,837	4,939	6,895	5,991
150	69	130	93	7,298	5,852	8,578	7,137
175	71	160	99	9,389	7,617	10,970	9,204

One of our most popular profiles, the high front provides for a stylish finish to any project. This gutter is available with Metroll's MegaFlow slot pattern to assist with overflow compliance requirements. Check with your local Metroll branch for MegaFlow availability.



LOW FRONT QUAD GUTTER

Model	Dimensions mm			ECA mm ²	TCA mm ²
	A	B	C		
115	58	113	61	5,367	6,497
150	76	141	70	8,239	9,762
175	105	175	100	15,430	17,291

The Low Front Quad is a traditional gutter that conceals the roofline and is easy to install.

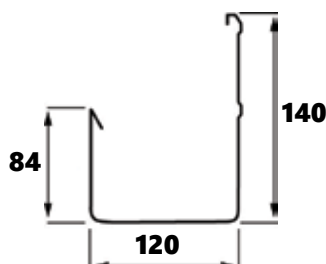


BIG M GUTTER

QLD Only

	Standard	Slotted
ECA mm ²	8,564	6,634
TCA mm ²	9,727	7,813

This contemporary profile provides excellent water carrying capacity with clean, straight lines.

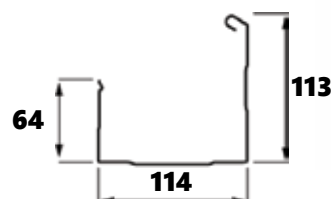


METROLINE SQUARE GUTTER

QLD, NSW, VIC

	Standard	Slotted
ECA mm ²	5,874	5,202
TCA mm ²	6,971	6,305

The Metroline Square Gutter has been designed with a high front and angled top edge to hide the ends of roof tiles or roof sheets.

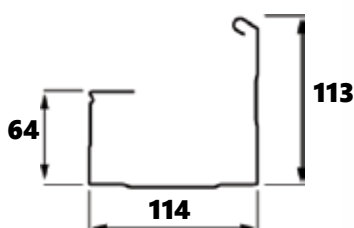


METROLINE FASCIA GUTTER

QLD, NSW, VIC

	Standard	Slotted
ECA mm ²	5,874	5,202
TCA mm ²	6,971	6,305

The Metroline Fascia Gutter has been designed for use with patios, verandahs, carports and garages. The wide return fold at the back of the gutter allows it to be fixed to the roof sheeting.

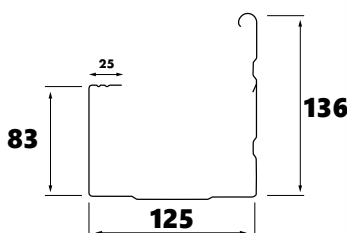


FASCIA GUTTER

NEWCASTLE

	Standard	Slotted
ECA mm ²	9,062	8,437
TCA mm ²	10,312	9,687

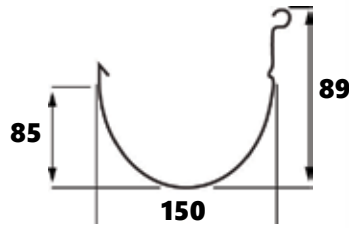
The Newcastle Fascia Gutter has been designed for use with patios, verandahs, carports and garages.



150 HALF ROUND GUTTER
QLD, NSW, VIC

	Standard	Slotted
ECA mm ²	8,303	4,811
TCA mm ²	9,791	6,232

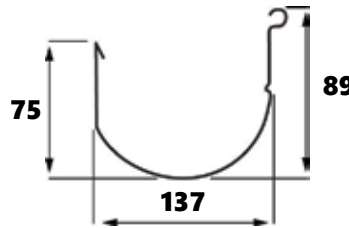
The curves of the 150 Half Round Gutter are perfect for a softer finish on both classic and contemporary buildings. This gutter has excellent water carrying capacity.



SKYLINE HALF ROUND GUTTER
QLD, NSW, VIC

	Standard	Slotted
ECA mm ²	8,005	4,706
TCA mm ²	9,364	6,039

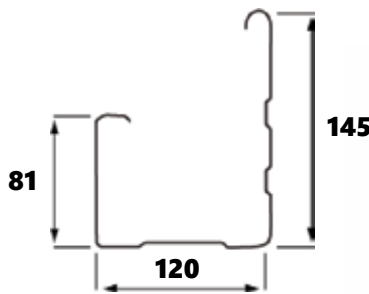
The Skyline Half Round Gutter is an elegant, modern gutter well suited to high-end architectural applications.



SQUARELINE GUTTER
WA Only

	Standard	Slotted
ECA mm ²	8,302	6,734
TCA mm ²	9,471	7,293

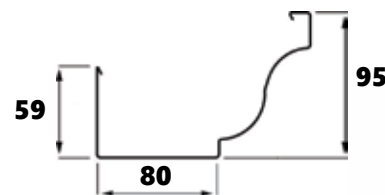
The Squareline Gutter has been designed with a high front and angled top edge to hide the ends of roof tiles or roof sheets.



ROOFLINE COLONIAL GUTTER
WA Only

	Standard	Slotted
ECA mm ²	4,729	3,222
TCA mm ²	5,849	4,329

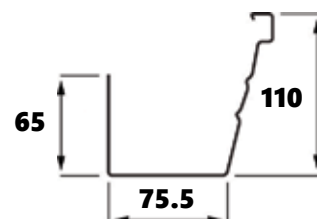
A traditional gutter that is sometimes referred to as an OG Gutter. This profile is particularly well suited to traditional styles, but can add a dramatic finish to any building.



EAVESLINE GUTTER
WA Only

	Standard	Slotted
ECA mm ²	4,729	3,222
TCA mm ²	5,849	4,329

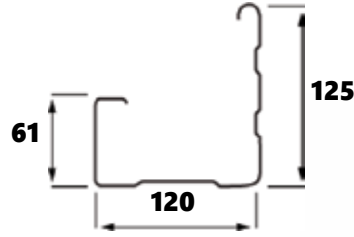
The slim base and high face of this gutter make it the perfect choice for contemporary designs, both commercial or residential.



PATIOLINE GUTTER
WA Only

	Standard	Slotted
ECA mm ²	5,924	5,195
TCA mm ²	7,097	6,378

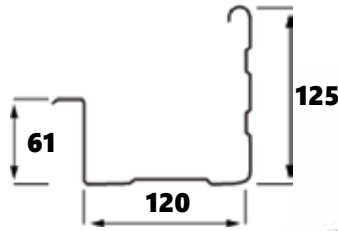
The Patioline Gutter has been designed for use with patios, verandahs, carports and garages. The wide return fold at the back of the gutter allows it to be fixed to the roof sheeting.



QUICKFIX GUTTER
WA Only

	Standard	Slotted
ECA mm ²	5,918	5,195
TCA mm ²	7,108	6,378

The Quickfix Gutter with its rear facing tab makes installation a breeze. Perfect for home improvement specialists or the home handyman.

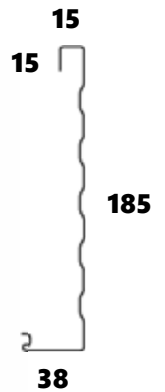


TCA: Total Cross Sectional Area.
ECA: Effective Cross Sectional Area. ECA is 10mm below the overflow level.

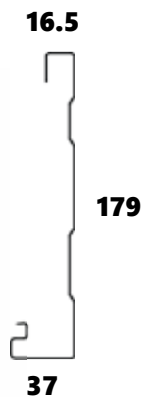
METROLL FASCIA

Metroll's high tensile fascia is designed to create a totally co-ordinated rainwater system that is both functional and aesthetically pleasing. Please note there may be slight variations in dimensions across Metroll's manufacturing locations, check with your local branch for dimensions, lead times and availability.

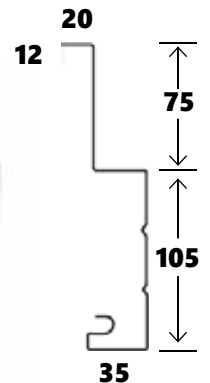
RIBBED FASCIA
CAIRNS & DARWIN Only



METROLINE FASCIA
SA, QLD, NSW, VIC, TAS

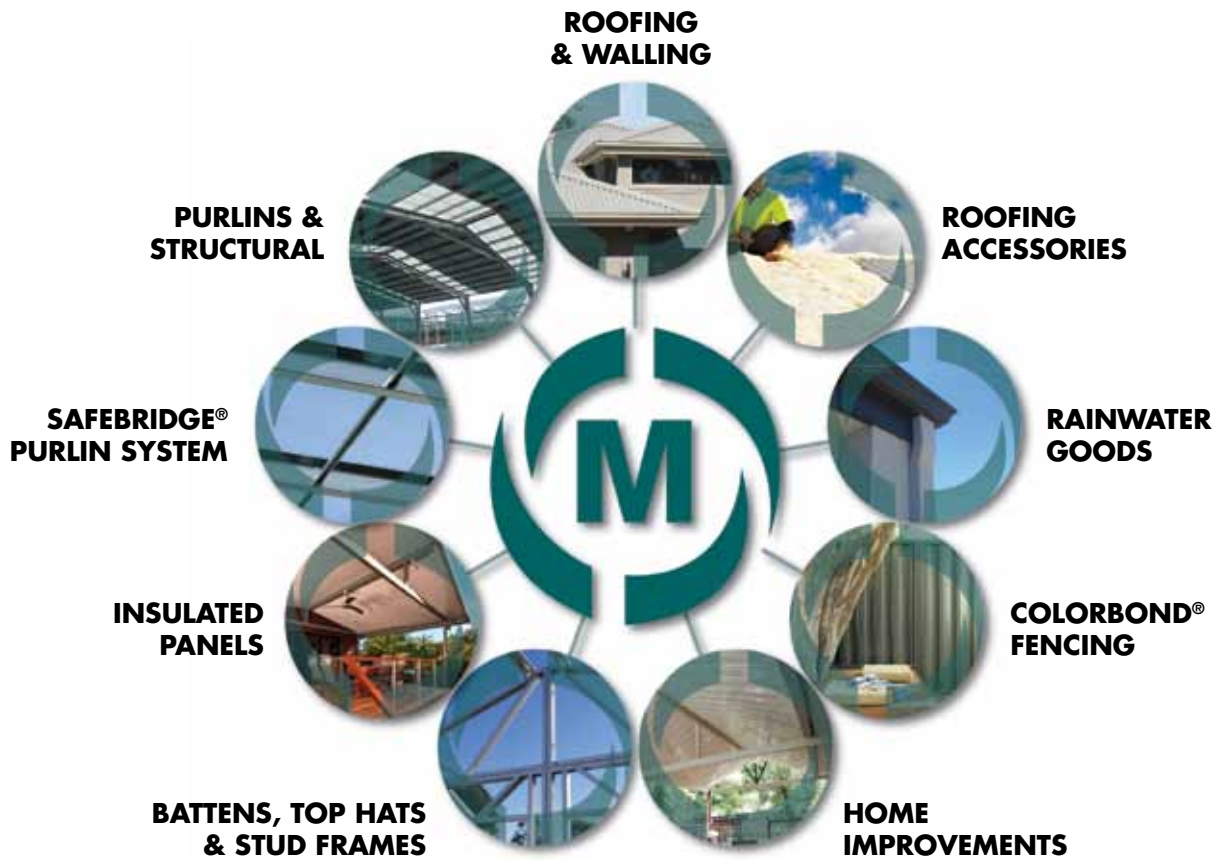


WA FASCIA
WA only



Check with your local Metroll branch for dimensions, lead times and availability.

Can we assist with any additional
Steel Building Products?



QLD

Cairns 07 4054 0888
Townsville 07 4779 8266
Mackay 07 4968 1255
Rockhampton 07 4920 0900
Bundaberg 07 4155 5999
Toowoomba 07 4634 6144
Sunshine Coast 07 5493 7872
Brisbane 07 3375 0100

NSW

Lismore 02 6622 6677
Tamworth 02 6765 4799
Newcastle 02 4954 5799
Sydney 1300 766 346
Dubbo 02 6883 4800
Wagga Wagga 02 5924 4500

ACT

Canberra 02 6298 2777

VIC

Preston 03 9480 3744
Laverton 03 8369 8300
Geelong 03 5248 2006
Ballarat 03 5335 6416
Pakenham 03 8710 9300

SA

Adelaide 08 8282 3300

TAS

Launceston 03 6335 8555

NT

Darwin 08 8935 9555

WA

Perth 08 9365 5444
Bunbury 08 9796 9796
Albany 08 9841 6966

26 Metroll Branches Nationwide

visit our new website
metroll.com.au



Metroll Pty Ltd. ABN 97 001 446 439. All reasonable care has been taken in the compilation of the information contained in this brochure. All recommendations on the use of Metroll products are made without guarantee as conditions of use are beyond the control of Metroll Pty Ltd. It is the customers responsibility to ensure that the product is fit for its intended purpose and that the actual conditions of use are suitable. Metroll Pty Ltd. pursues a policy of continuous development and reserves the right to amend specifications without prior notice. The Metroll M and Logo are registered trademarks of Metroll Pty Ltd. COLORBOND®, ZINCALUME®, GALVSPAN® steels are all registered trademarks of BlueScope Steel Limited.